





Hepatitis A Surveillance 2014-2018

Rhode Island Department of Health

Division of Preparedness, Response, Infectious
Disease and Emergency Medical Services

Center for Acute Infectious Disease Epidemiology



About Hepatitis A

- Hepatitis A is an acute contagious liver disease that results from infection with the Hepatitis A virus. It can range in severity from a mild illness lasting a few weeks to a severe illness lasting several months.
- Symptoms include fever, fatigue, nausea, vomiting, abdominal pain, dark urine, joint pain, jaundice, and elevated liver function tests.
- Hepatitis A is transmitted via the fecal-oral route. It is usually spread when the virus is taken in by mouth from contact with objects, food, or drinks contaminated by the feces of an infected person. Hepatitis A can also spread through close personal contact such as sex or caring for an ill person.
- High risk groups include travelers to endemic countries, men who have sex with men, individuals who use illicit drugs, individuals experiencing homelessness, and household or sexual contacts of people with Hepatitis A infection.
- Hepatitis A is a vaccine-preventable disease. Vaccination is recommended for all children, travelers to certain countries, and people at high risk of infection. It is part of the [routine childhood vaccination recommendations](#).

Data Overview

Hepatitis A



- Hepatitis A occurs with low frequency in Rhode Island. There were 7 cases of Hepatitis A reported in 2018, and a total of 29 reported cases in the last 5 years (2014-2018).
- Due to these small numbers, data from the last 5 years have been combined to present 5-year cumulative frequencies and rates of Hepatitis A in Rhode Island.
- The 5-year incidence rate for 2014-2018 was 2.7 cases of Hepatitis A per 100,000 population.
- Individuals 70-79 and 20-29 years of age had the highest rate of Hepatitis A infection during the five year period.
- The 5-year rate of Hepatitis A infection in males was slightly higher than the 5-year rate in females.
- In 2018, Massachusetts had a large outbreak of Hepatitis A among individuals who use drugs and individuals experiencing homelessness. None of the Rhode Island cases in 2018 were associated with that outbreak.

Reported Cases of Hepatitis A, Rhode Island, 2014-2018

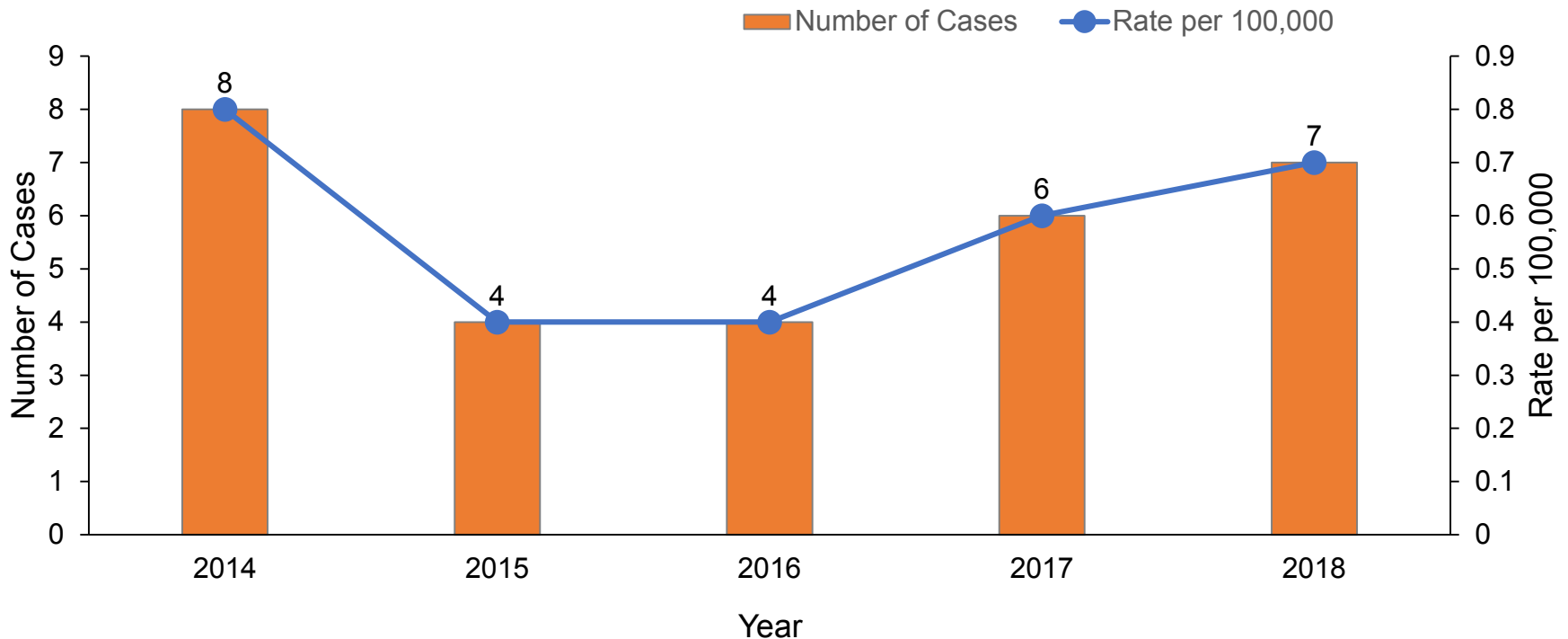


Figure 1: Hepatitis A is not common in Rhode Island. There were 7 cases of Hepatitis A reported in 2018, and a total of 29 reported cases in the last 5 years. The 5-year cumulative incidence rate for 2014-2018 was 2.7 cases of Hepatitis A per 100,000 population.

5-Year Cumulative Rate of Hepatitis A, Age Group, Rhode Island, 2014-2018

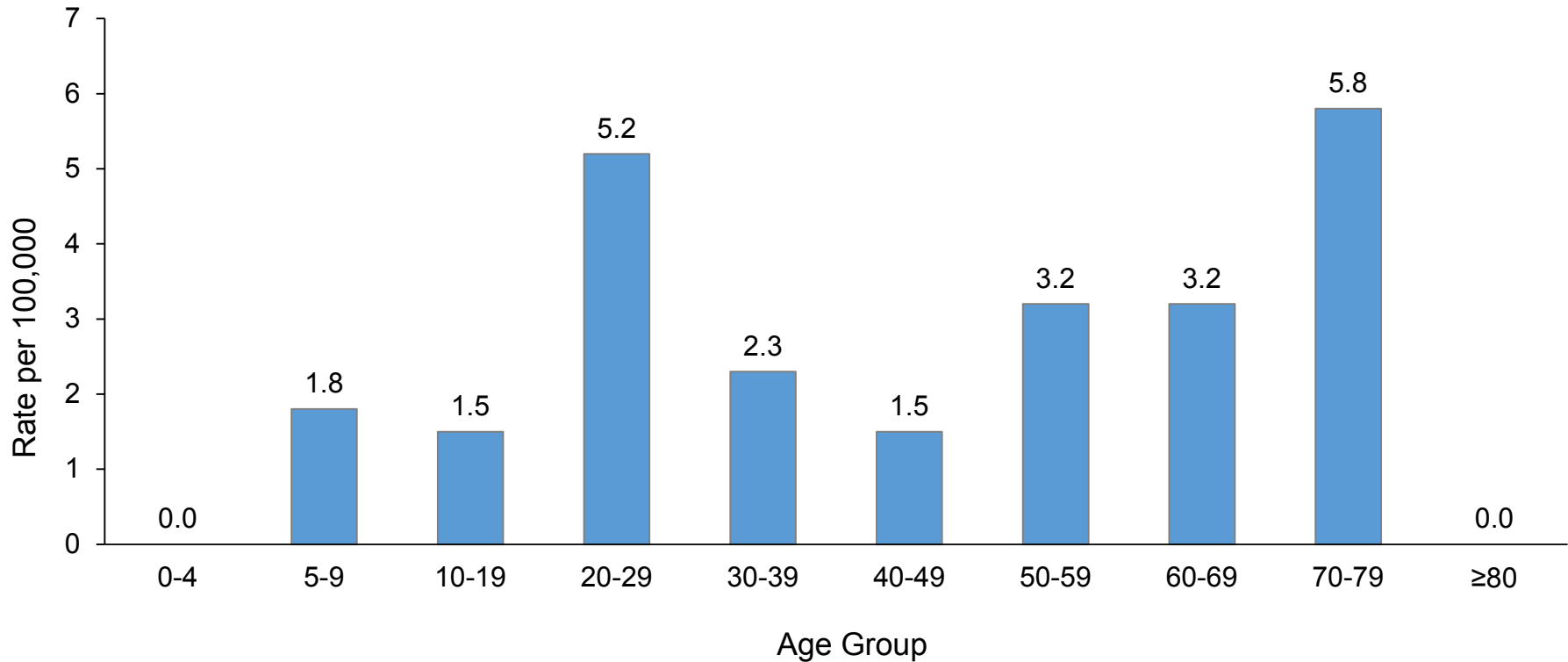


Figure 2: This graph shows the 5-year incidence rates of Hepatitis A during the period of 2014-2018 by age group. Over the last 5 years, people 70-79 years of age had the highest rate of Hepatitis A (5.8 cases per 100,000 population), followed closely by people 20-29 years of age (5.2 cases per 100,000 population). Nationally, individuals aged 20-29 and 30-39 have the highest rates of Hepatitis A infection.

5-Year Cumulative Rate of Hepatitis A by Sex, Rhode Island, 2014-2018

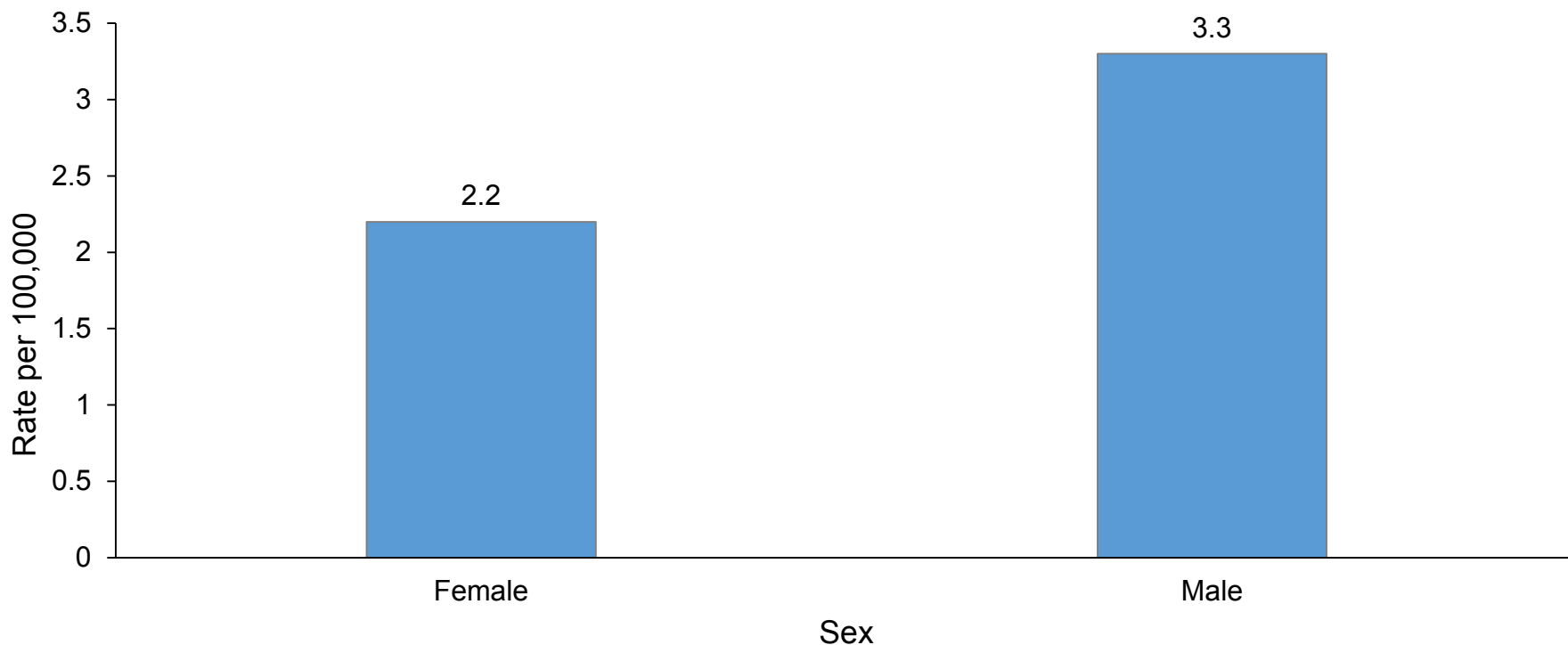


Figure 3: The 5-year rate (cases per 100,000 population) of Hepatitis A was slightly higher among males than among females.

5-Year Cumulative Rate of Hepatitis A by County, Rhode Island, 2014-2018

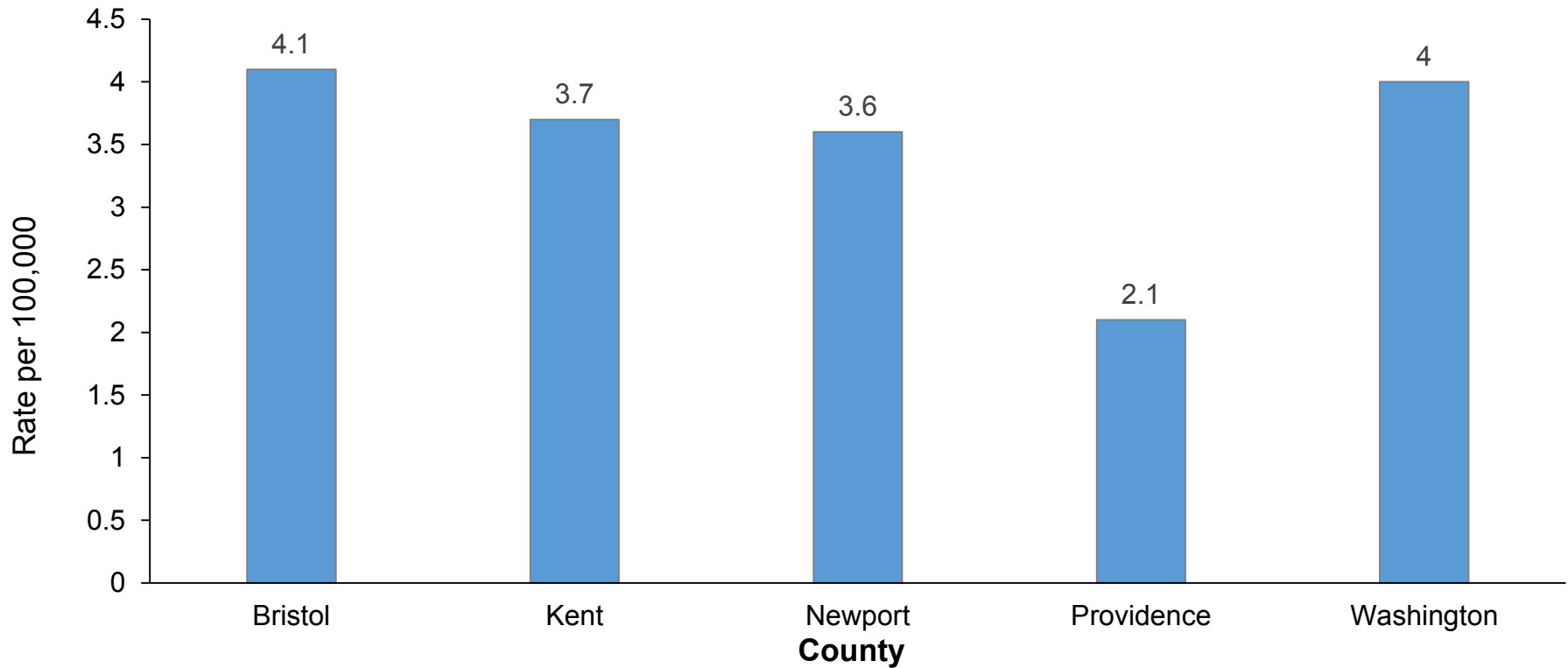


Figure 4: The lowest 5-year rate of Hepatitis A was reported in Providence County in 2014-2018. Rates were similar among the other 4 counties.

5-Year Hepatitis A Counts by Month, Rhode Island, 2014-2018

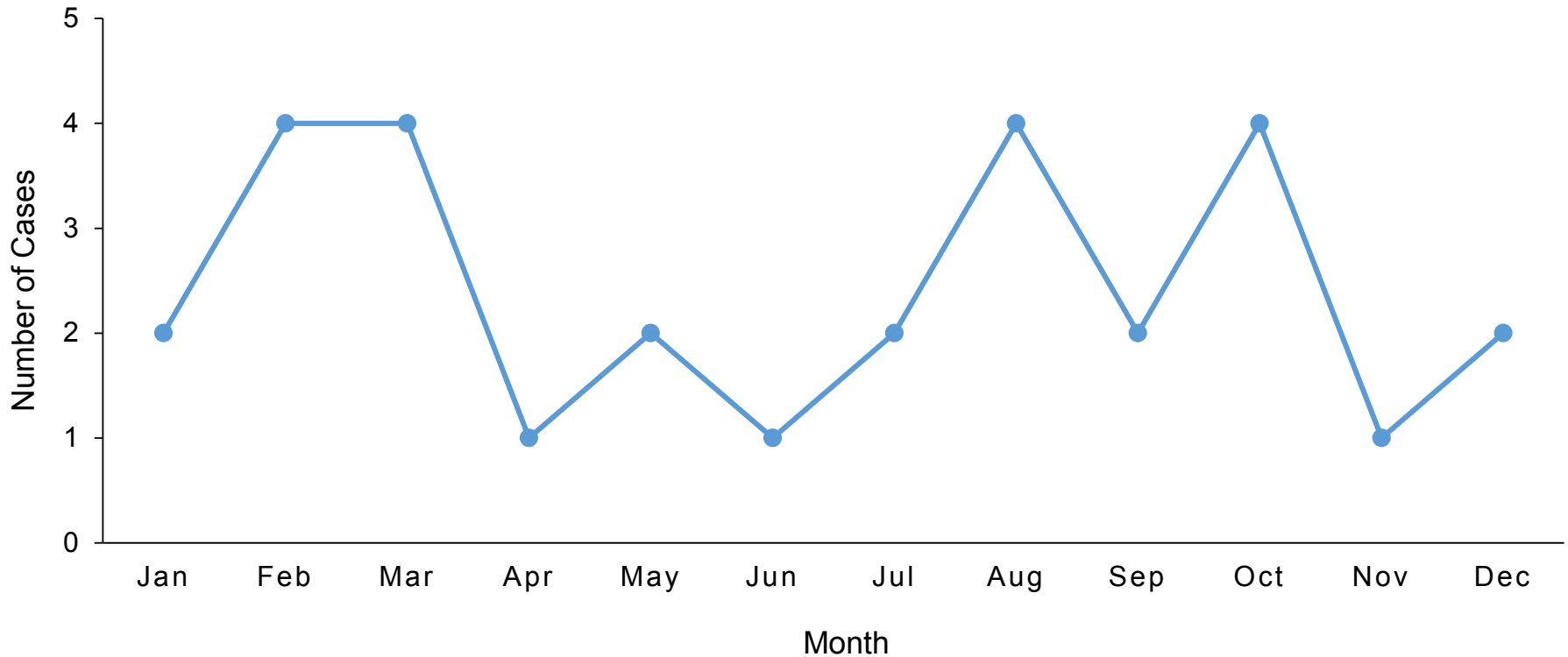


Figure 5: Hepatitis A occurs year round in Rhode Island and does not exhibit a seasonal trend.

Hepatitis A Frequency and Rates by Year, Rhode Island, 2014-2018



Table 1. Frequency by Year

| | 2014 | 2015 | 2016 | 2017 | 2018 | 5-Year Total |
|------------------------|------|------|------|------|------|--------------|
| Number of Cases | 8 | 4 | 4 | 6 | 7 | 29 |

Table 2. Rate (cases per 100,000) by Year

| | 2014 | 2015 | 2016 | 2017 | 2018 | 5-Year Rate |
|-------------------------|------|------|------|------|------|-------------|
| Rate per 100,000 | 0.8 | 0.4 | 0.4 | 0.6 | 0.7 | 2.7 |

Hepatitis A 5-Year Counts and Rates by Age Group, Rhode Island, 2014-2018



Table 3. 5-Year Cumulative Data by Age Group

| | Count | Rate per 100,000 |
|--------------|-----------|------------------|
| 0-4 | 0 | 0 |
| 5-9 | 1 | 1.8 |
| 10-19 | 2 | 1.5 |
| 20-29 | 8 | 5.2 |
| 30-39 | 3 | 2.3 |
| 40-49 | 2 | 1.5 |
| 50-59 | 5 | 3.2 |
| 60-69 | 4 | 3.2 |
| 70-79 | 4 | 5.8 |
| ≥80 | 0 | 0 |
| Total | 29 | |

Hepatitis 5-Year Counts and Rates by Sex, Rhode Island, 2014-2018



Table 5. 5-Year Count and Rate by Sex

| | Count | Rate Per 100,000 |
|---------------|--------------|-----------------------------|
| Female | 12 | 2.2 |
| Male | 17 | 3.3 |
| Total | 29 | |

Hepatitis A 5-Year Counts and Rates by County, Rhode Island, 2014-2018



**Table 7. 5-Year Frequency and Rate by County
2014-2018**

| | Count | Rate per 100,000 |
|-------------------|--------------|-------------------------|
| Bristol | 2 | 4.1 |
| Kent | 6 | 3.7 |
| Newport | 3 | 3.6 |
| Providence | 13 | 2.1 |
| Washington | 5 | 4.0 |
| All | 29 | |

Hepatitis A 5-Year Counts by Month, Rhode Island, 2014-2018



Table 9. 5-Year Total Counts by Month

| | 2014-2018 |
|------------|------------------|
| Jan | 2 |
| Feb | 4 |
| Mar | 4 |
| Apr | 1 |
| May | 2 |
| Jun | 1 |
| Jul | 2 |
| Aug | 4 |
| Sep | 2 |
| Oct | 4 |
| Nov | 1 |
| Dec | 2 |
| All | 29 |



Notes on Data

- Case counts include patients classified as confirmed according to the [CDC case definition](#).
- “Event Date” (used to classify cases by month and year) is generated based on the availability of data in the following order:
 1. Illness onset date
 2. Specimen collection date
 3. Date of report to public health agency
- Rate is calculated per 100,000 population.
- Population denominators are based on the [Annual Estimates of the Resident Population: April 1, 2010-July 1, 2018, U.S. Census Bureau](#).



References

- <http://www.cdc.gov/hepatitis/hav/index.htm>
- <http://www.health.ri.gov/diseases/hepatitis/>