



The State of the State's Health Rhode Island

March 2, 2015

Michael Fine, MD



America's Health Rankings

America's Health Ranking combines many health and wellness measures



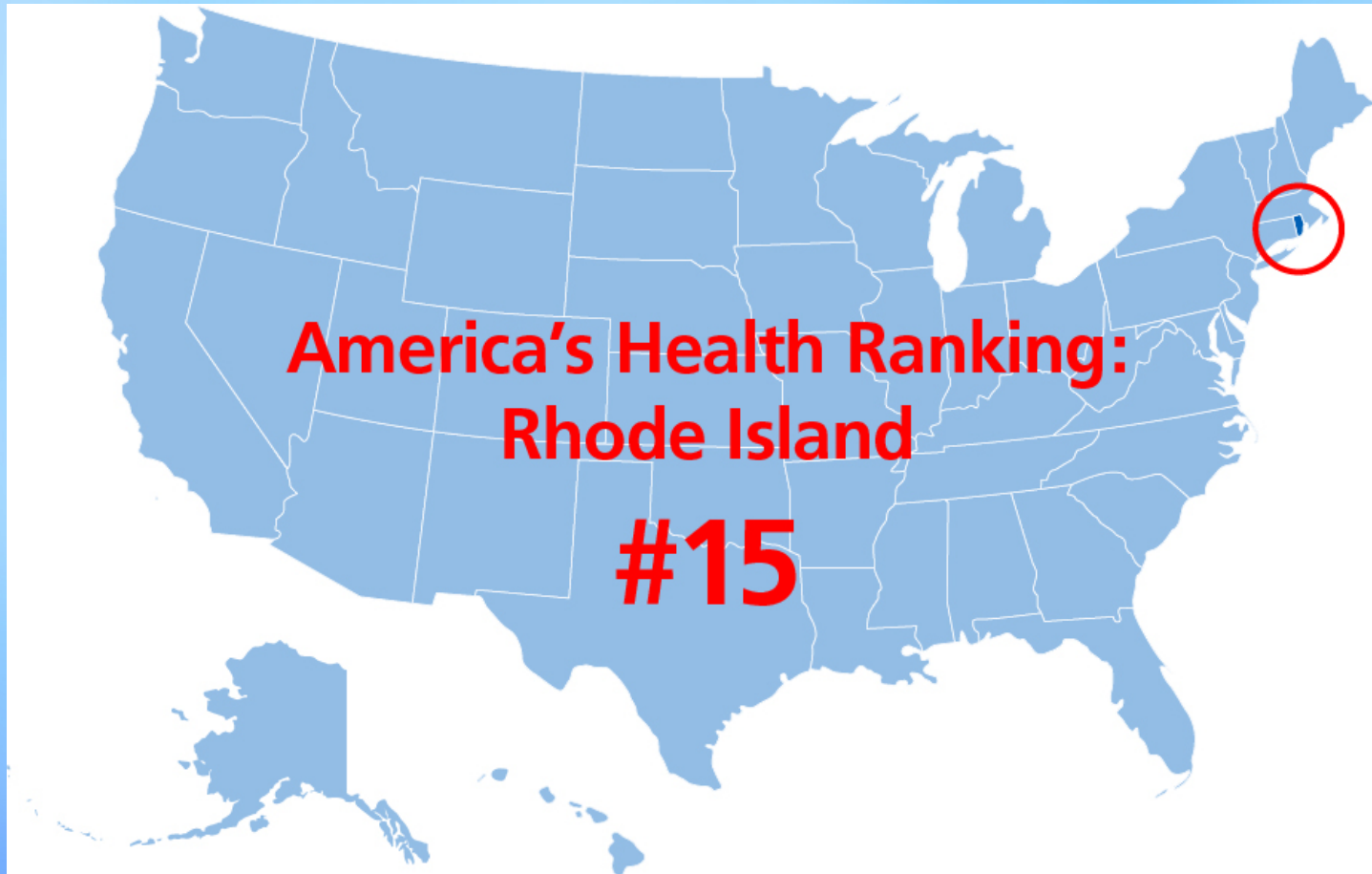
- Behavior
- Community and environment
- Policy
- Clinical care
- Health outcomes



Rhode Island ranks number 15



Rhode Island's rank improved from **number 19** in 2013 to **number 15** in 2014. Our goal is to be **number 1**.





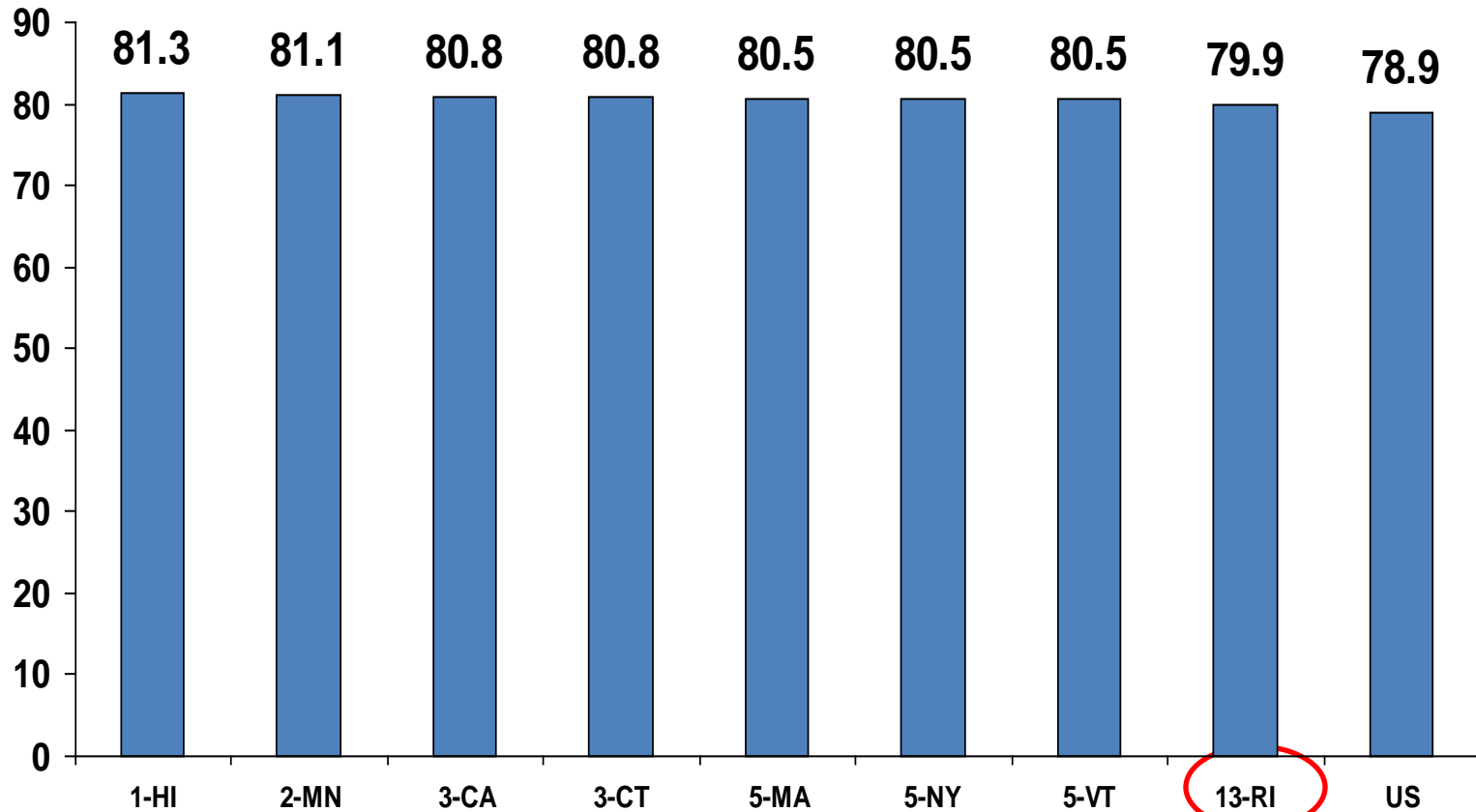
Life Expectancy

RI strength: We have the 13th highest life expectancy in the nation



Life Expectancy at Birth (in Years), US and Selected States, 2010

Years



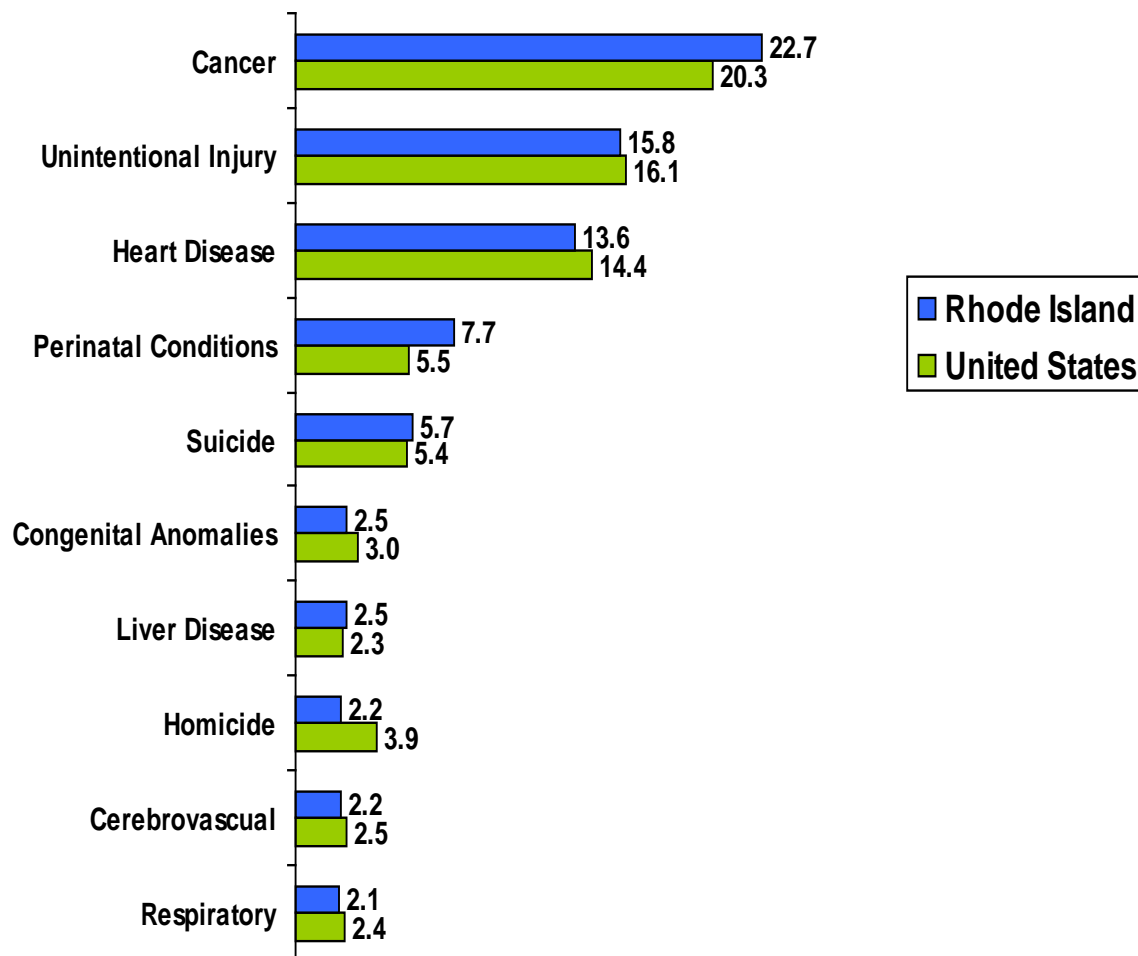


Years of Potential Life Lost

Years of potential life lost identify public health opportunities



Years of Potential Life Lost by Leading Cause of Death, 2010



Note: Average Years of Potential Life Lost (YPLL) per total deaths under age 75; data represent the percentages among all causes of YPLL

Source: Centers for Disease Control and Prevention

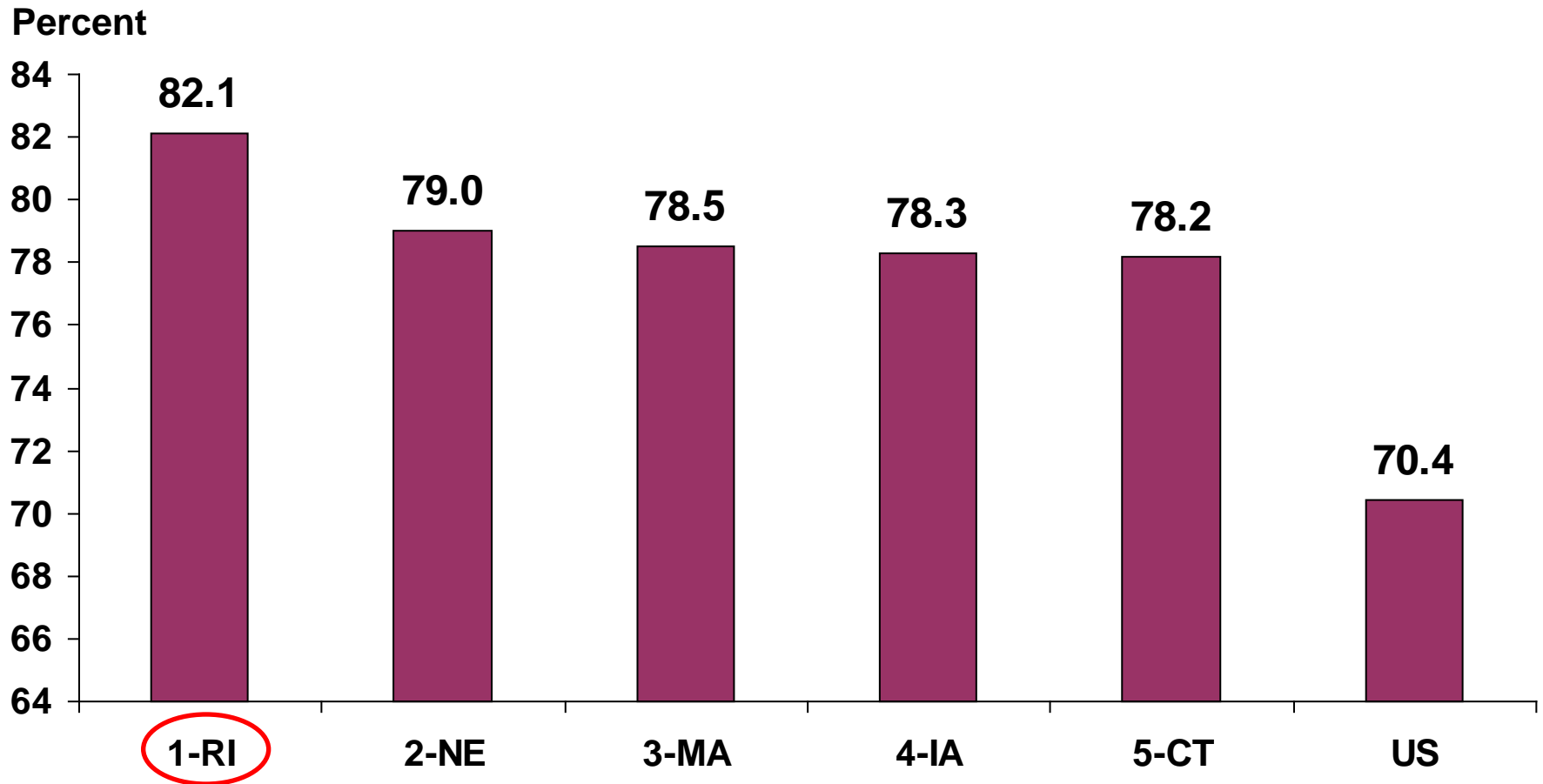


Rhode Island Public Health Successes and Achievements

RI strength: We rank number one for immunization rates among children



Child Immunization Rates and Rankings, US and Select States, 2013



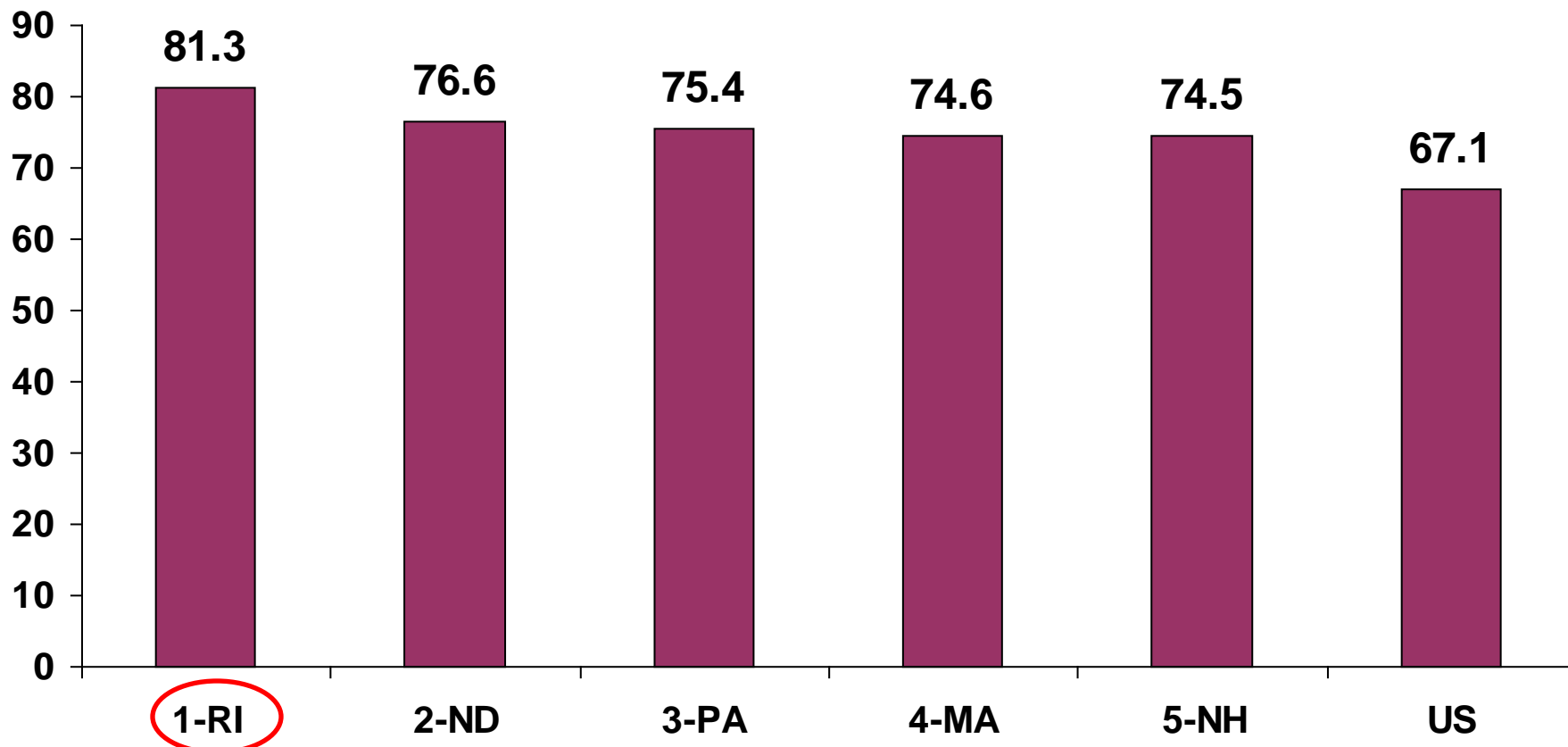
*Notes: Percentage of children aged 19-35 months receiving recommended doses of DTaP, polio, MMR, Hib, Hepatitis B, varicella, and PCV vaccines
Source: America's Health Rankings 2014 Annual Report; based on National Immunization Survey

RI strength: We rank number one for immunization rates among teens



Adolescent Immunization Rates and Rankings, US and Select States, 2013

Percent



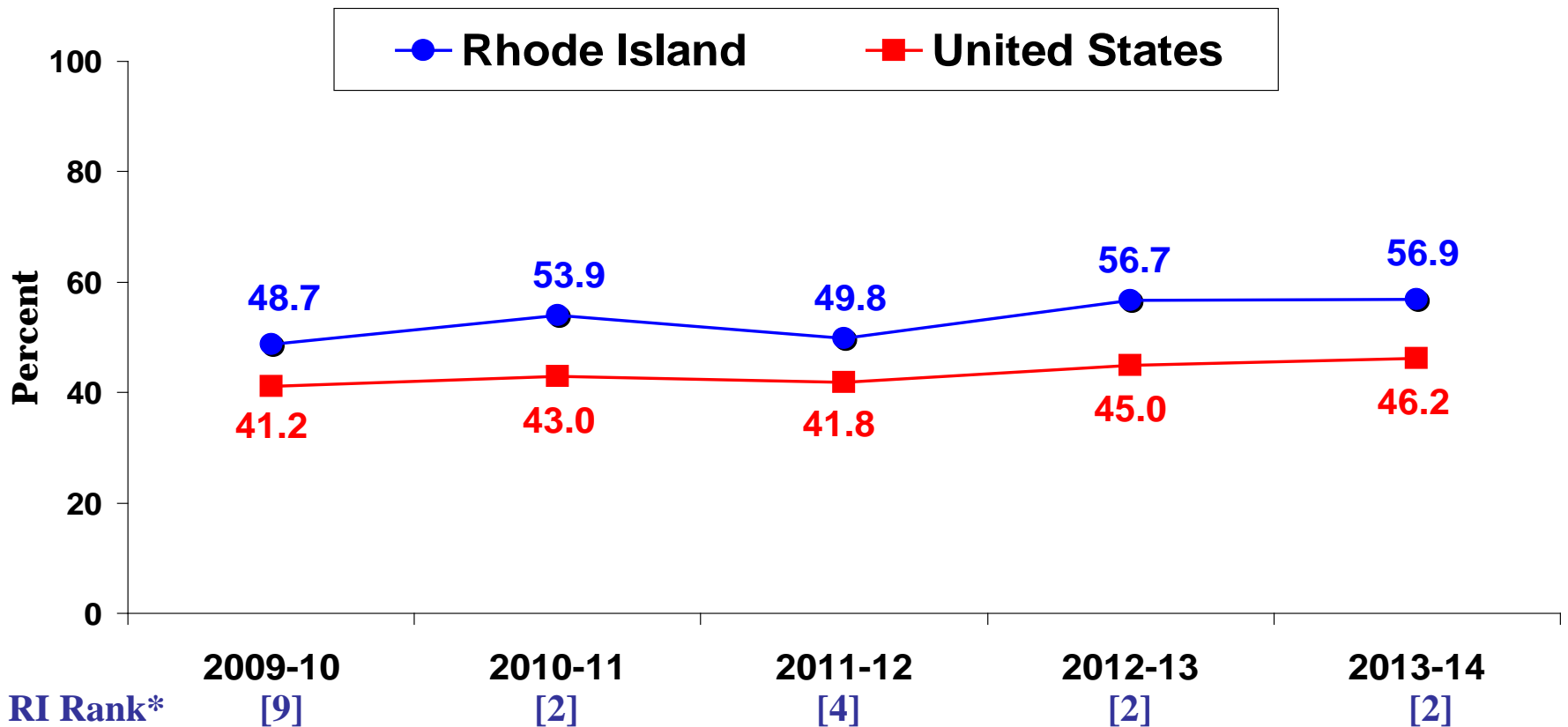
*Notes: Percentage of adolescents aged 13-17 who received 1 dose of Tdap since age 10, 1 dose of meningococcal conjugate vaccine, and 3 doses of HPV (females)

Source: America's Health Rankings 2014 Annual Report; based on National Immunization Survey-Teen

RI strength: Rate of flu vaccination is improving (but not enough)



Flu Vaccination Rates for All Persons (6+ months), RI and US, 2009-2014



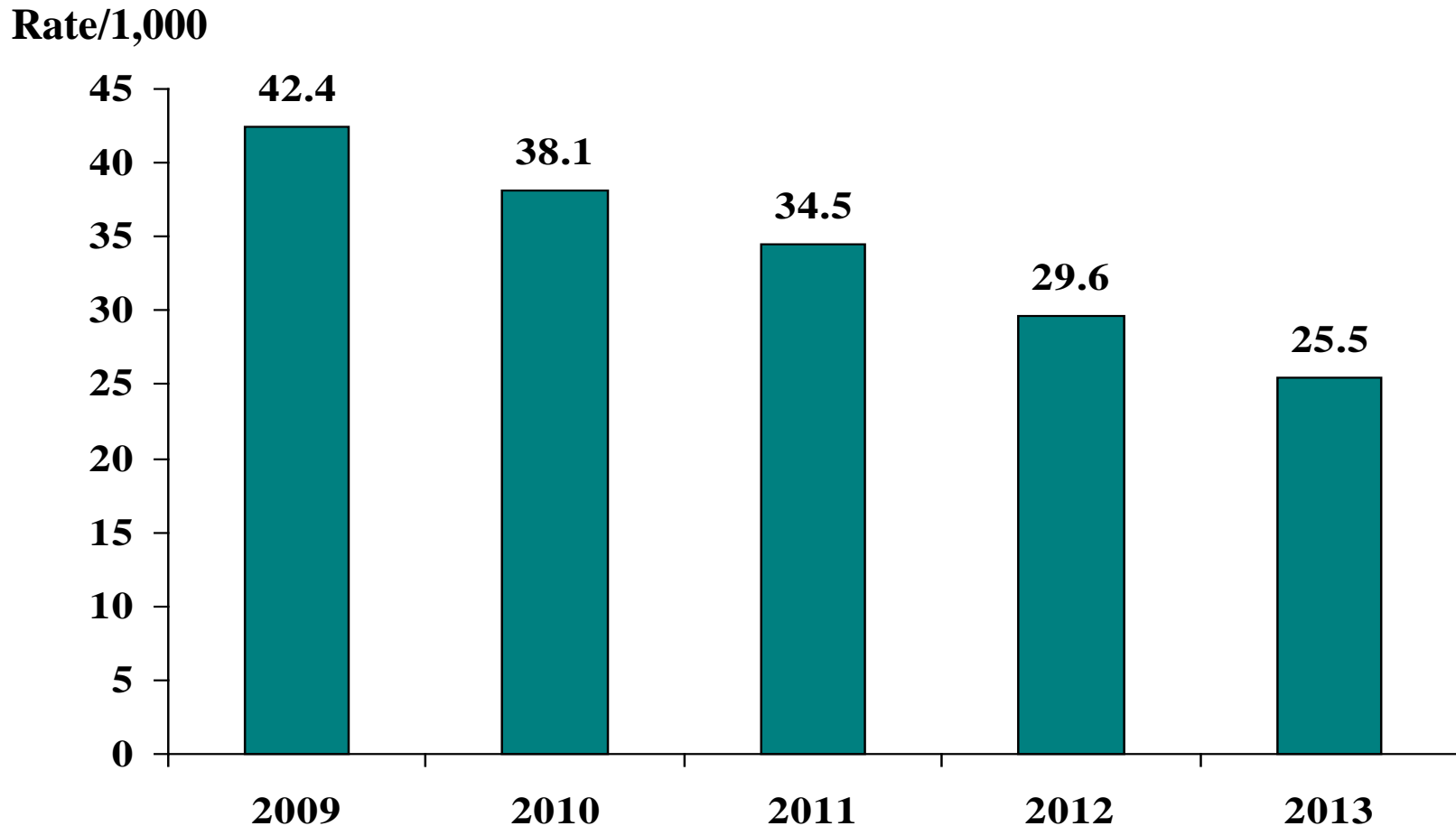
Data Source: CDC, National Immunization Survey (NIS) and Behavioral Risk Factor Surveillance System (BRFSS).

*Among 50 states and DC.

RI strength: Rate of teen pregnancy is down



Teen Pregnancy Rates, Rhode Island, 2009-2013



*Notes: Teens aged 15-19; 2012-2013 data are provisional; rates based on 2010 US Census data

Source: Maternal and Child Health Database, Rhode Island Department of Health

RI strength: We rank number three for primary care supply



Number of primary care physicians (including general practice, family practice, OB-GYN, pediatrics, and internal medicine) per 100,000 population.

Ranking	Value	State
1	200.8	Massachusetts
2	178.5	Maryland
3	177	<u>Rhode Island</u>
4	170.9	Vermont

RI achievement: Family Visiting Program reached 4011 families in 2014



- Evidence-based approach to **lower rates** of preterm birth, child maltreatment, substance use, unintentional injuries, ED usage
- **Higher rates** of breastfeeding, maternal depression screening, prenatal and well-baby care, infant immunization, school readiness and achievement, and economic self-sufficiency
- 4,011 families received 15,199 home visits

love
that
baby



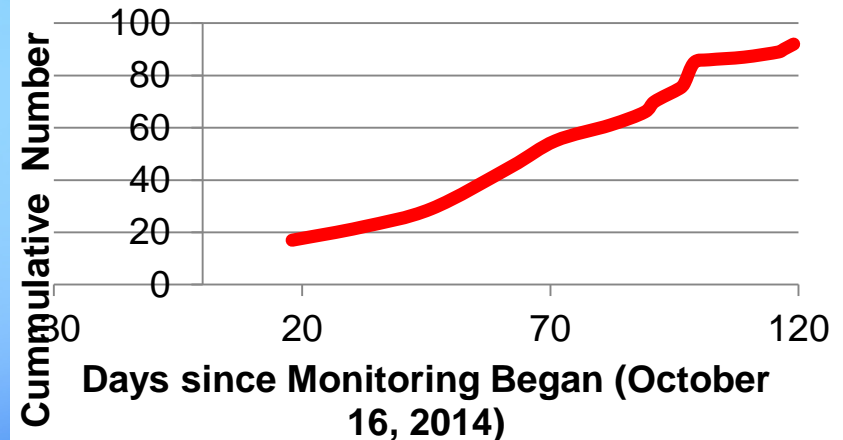
RI achievement: Together we prepared Rhode Island for Ebola



- Collaboration
- Community awareness
- Planning
- Hospital “stress testing”
- Monitoring travelers from Ebola hot zones



Cumulative Number of Persons Monitored



RI achievement: We opened a school-based health center in Central Falls

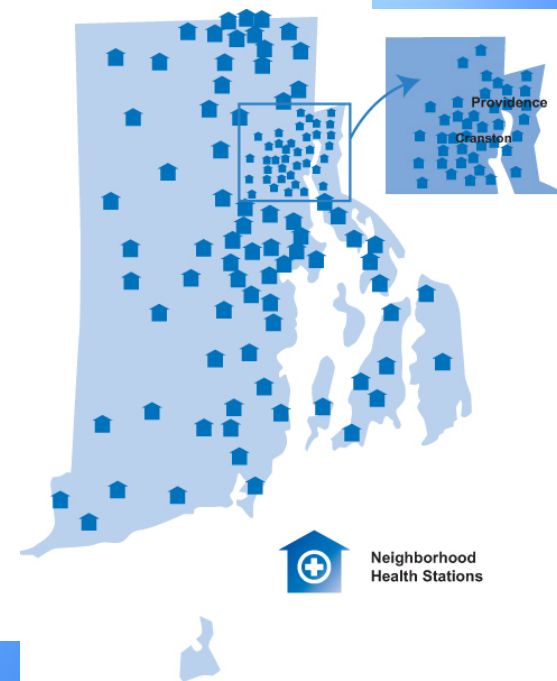


- School-based health center opened in October 2014
- Collaboration and commitment among school district, city, Community Health Center and Memorial Hospital to create a full Neighborhood Health Station

RI achievement: Together we promoted Neighborhood Health Stations



- By helping Rhode Islanders understand Neighborhood Health Stations, we helped them understand the value of primary care
- Aspen Institute grant secured to develop concept
- Presentation of concept delivered to the American Public Health Association
- Central Falls school-based clinic opened
- Funding awarded for feasibility study to build out a model Neighborhood Health Station in Central Falls
- Independent coalition established to generate community support



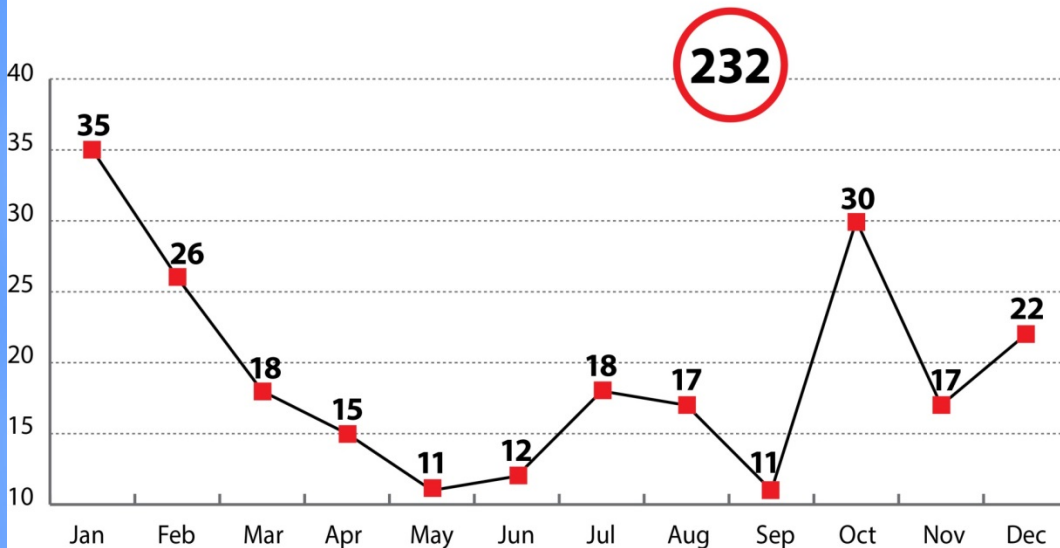


Public Health Challenges

RI challenge: We have highest accidental drug overdose rate in the nation



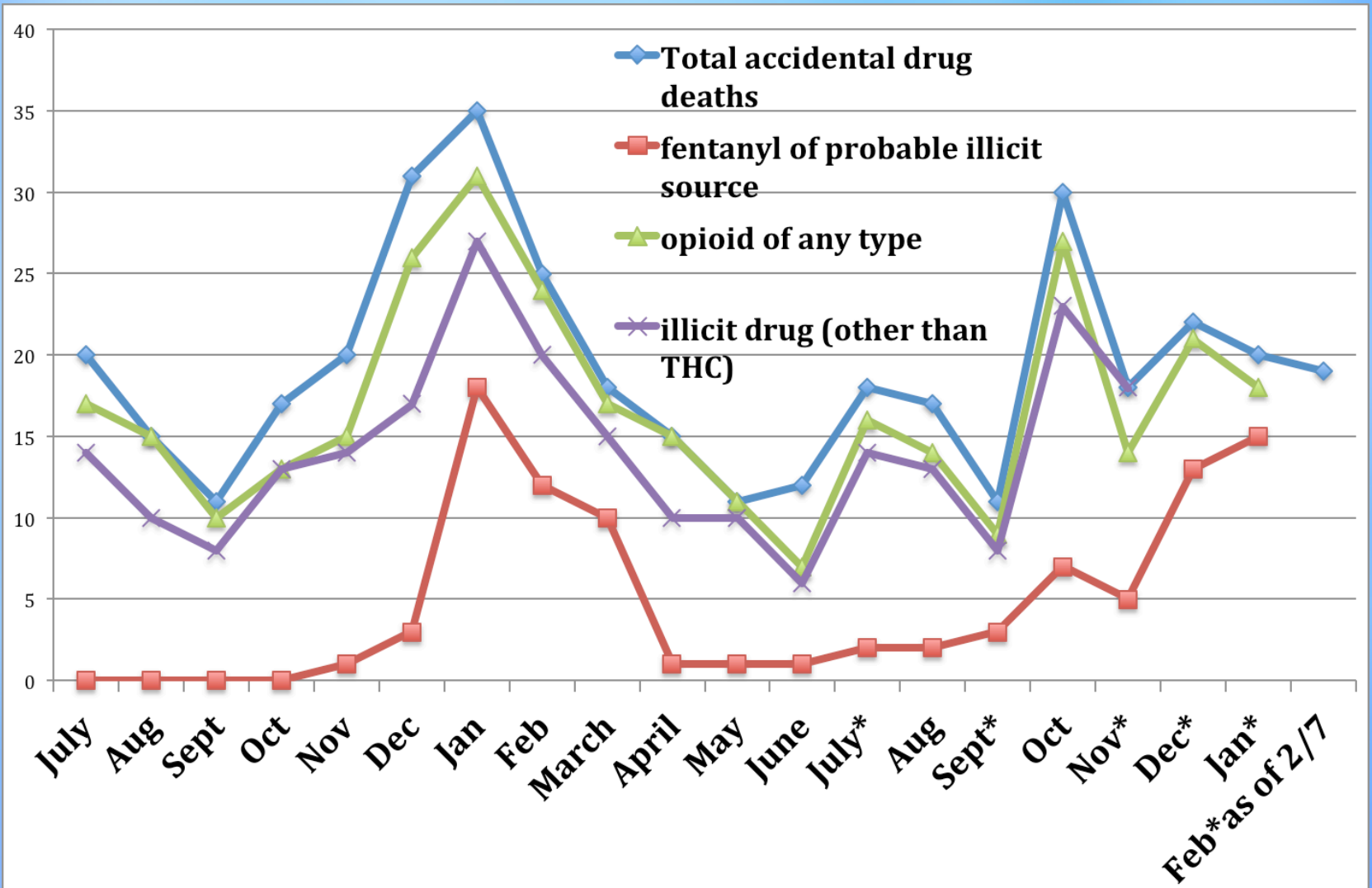
Apparent Drug Overdose Deaths, by Month, 2014



State	Age-Adjusted Death Rate
<u>Rhode Island</u>	<u>12.0</u>
Massachusetts	10.2
Connecticut	10.1
Ohio	10.0
New Hampshire	8.7
District of Columbia	8.3
West Virginia	7.9
Missouri	7.9
New Mexico	7.6
Delaware	7.6

RI challenge: Fentanyl has re-emerged as a threat that is killing Rhode Islanders

Accidental Drug Overdose Deaths July 2013-February 15th, 2015

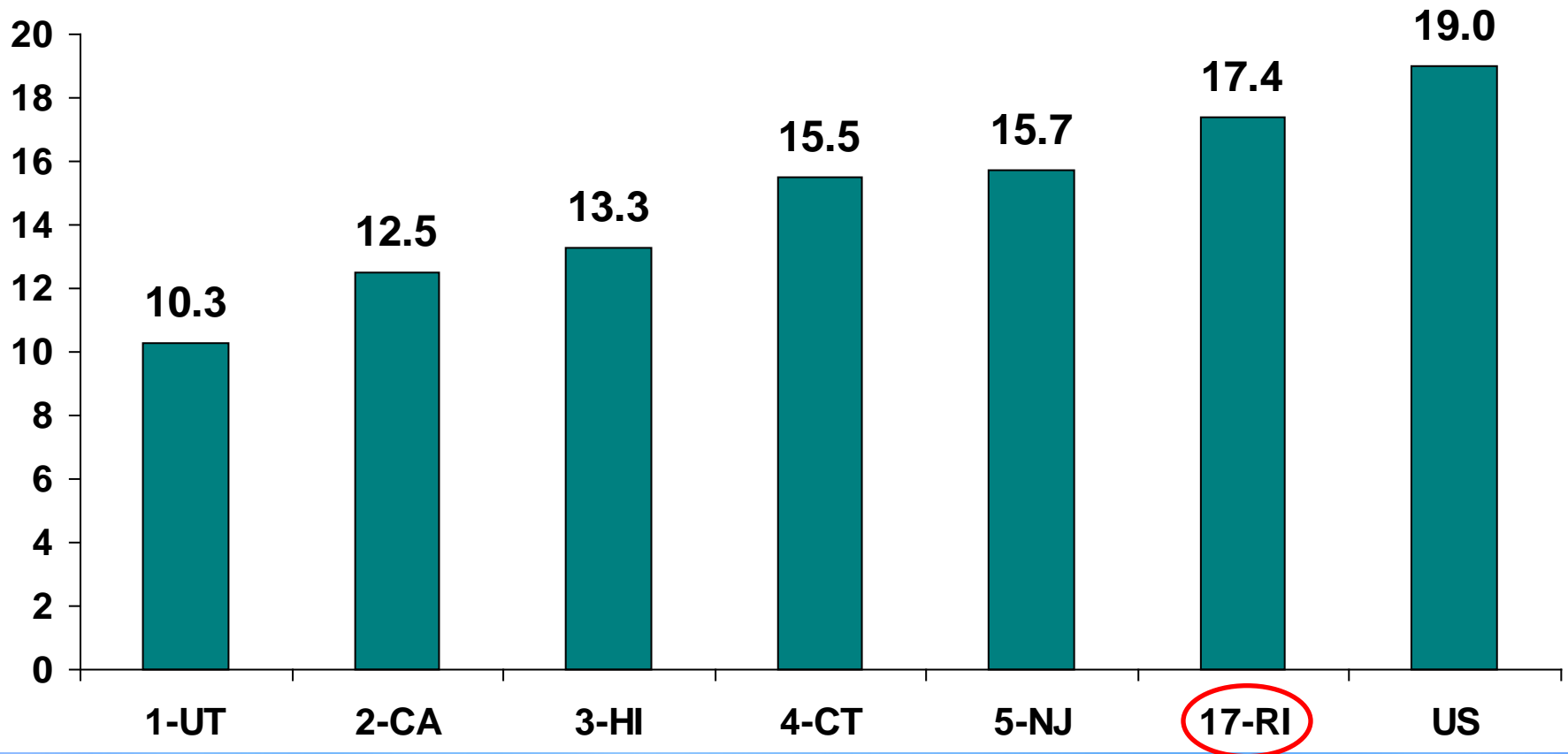


RI challenge: We rank number 17 for adult smoking



Adult Smoking Rates and Rankings, US and Selected States, 2013

Percent



*Notes: Percentage of adults who are smokers (self-report smoking at least 100 cigarettes in lifetime and currently smoke)

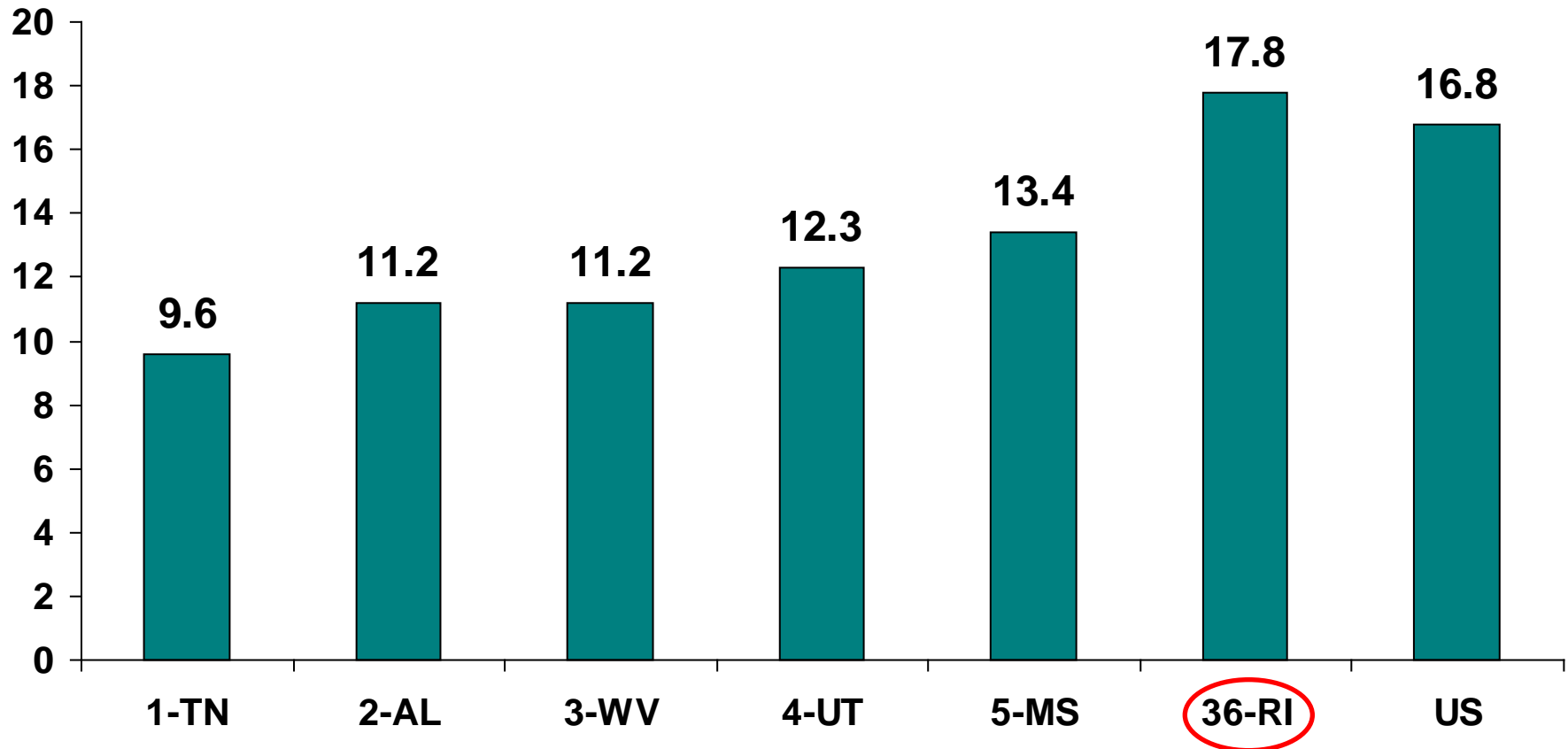
Source: America's Health Rankings 2014 Annual Report; based on BRFSS data

RI challenge: We rank number 36 for binge drinking



Binge Drinking Rates and Rankings, US and Select States, 2013

Percent



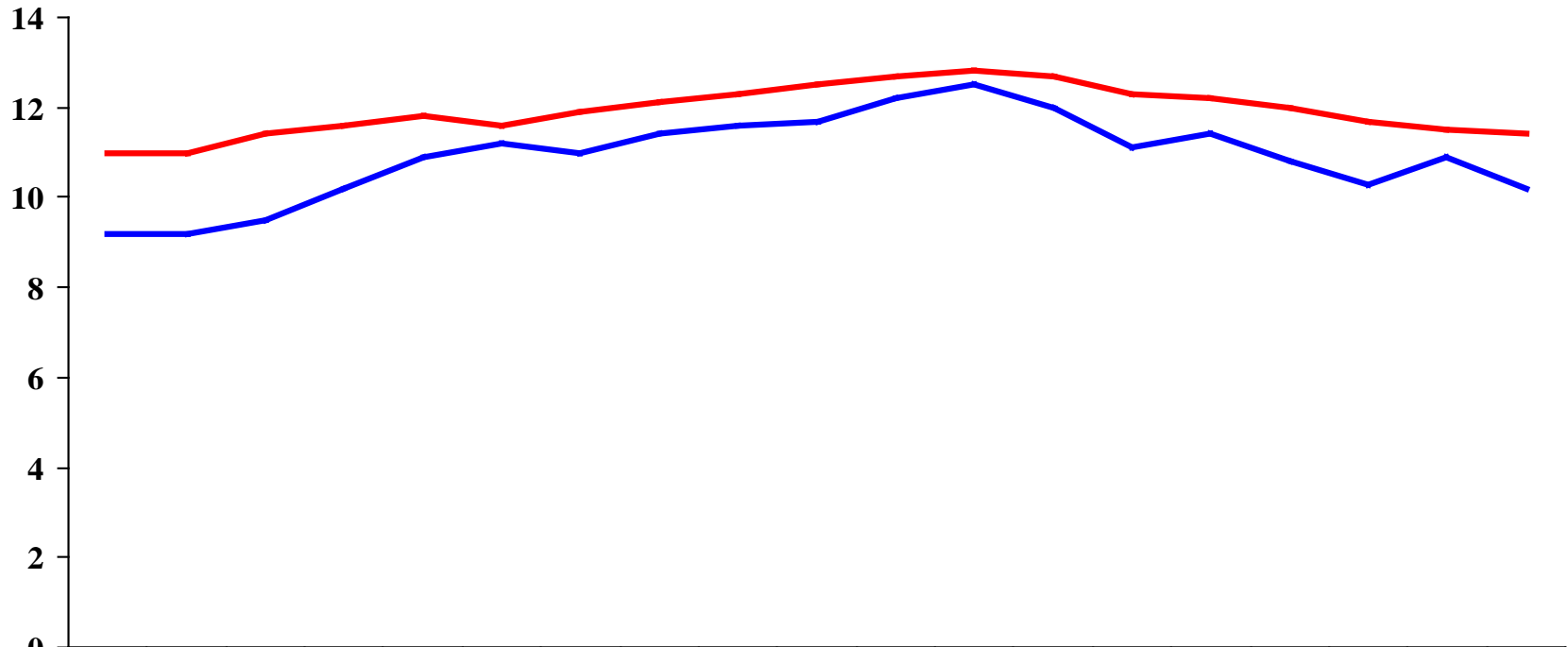
*Notes: Percentage of adults who self-reported having 4 or more (women) or 5 or more (men) alcoholic beverages on at least one occasion in last month
Source: America's Health Rankings 2014 Annual Report; based on 2013 BRFSS Data

RI challenge: Our preterm birth rate is not dropping



Preterm Births, Rhode Island and US, 1995-2013*

Percent



	1995	1996	1997	1998	1999	2000	2001	2002	2003	2004	2005	2006	2007	2008	2009	2010	2011	2012	2013
RI	9.2	9.2	9.5	10.2	10.9	11.2	11.0	11.4	11.6	11.7	12.2	12.5	12.0	11.1	11.4	10.8	10.3	10.9	10.2
US	11.0	11.0	11.4	11.6	11.8	11.6	11.9	12.1	12.3	12.5	12.7	12.8	12.7	12.3	12.2	12.0	11.7	11.5	11.4

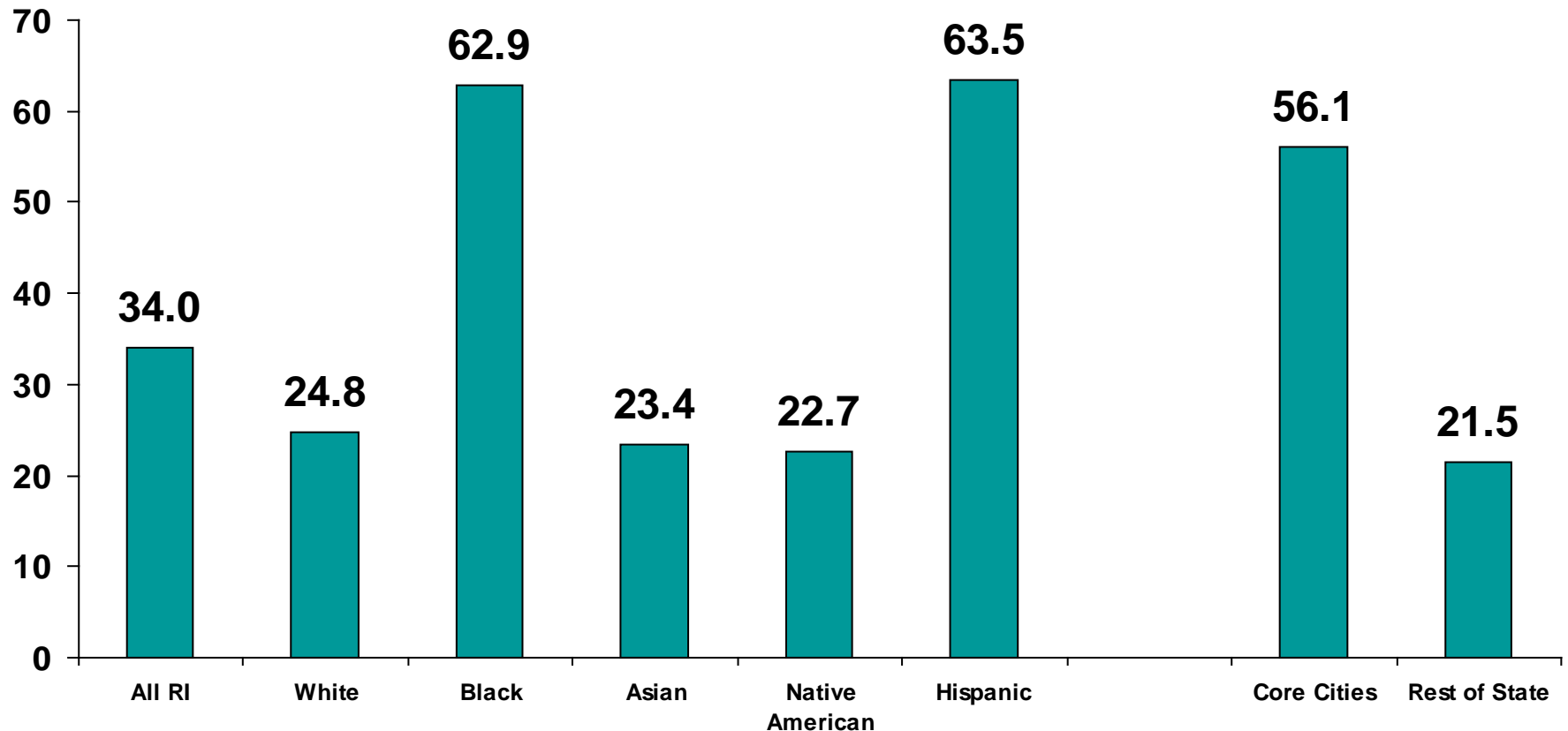
*Notes: Preterm = < 37 weeks gestation; 2013 data are provisional
 Source: RI data = Maternal and Child Health Database, Rhode Island Department of Health; US data = National Center for Health Statistics, Centers for Disease Control and Prevention

RI challenge: We have racial and geographic disparities in teen pregnancy



Teen Pregnancy Rates by Race/Ethnicity and Geographic Areas, RI 2009-2013*

Rate/1,000



*Notes: Teens aged 15-19; rates are based on American Community Survey, 2013 (5-year average)

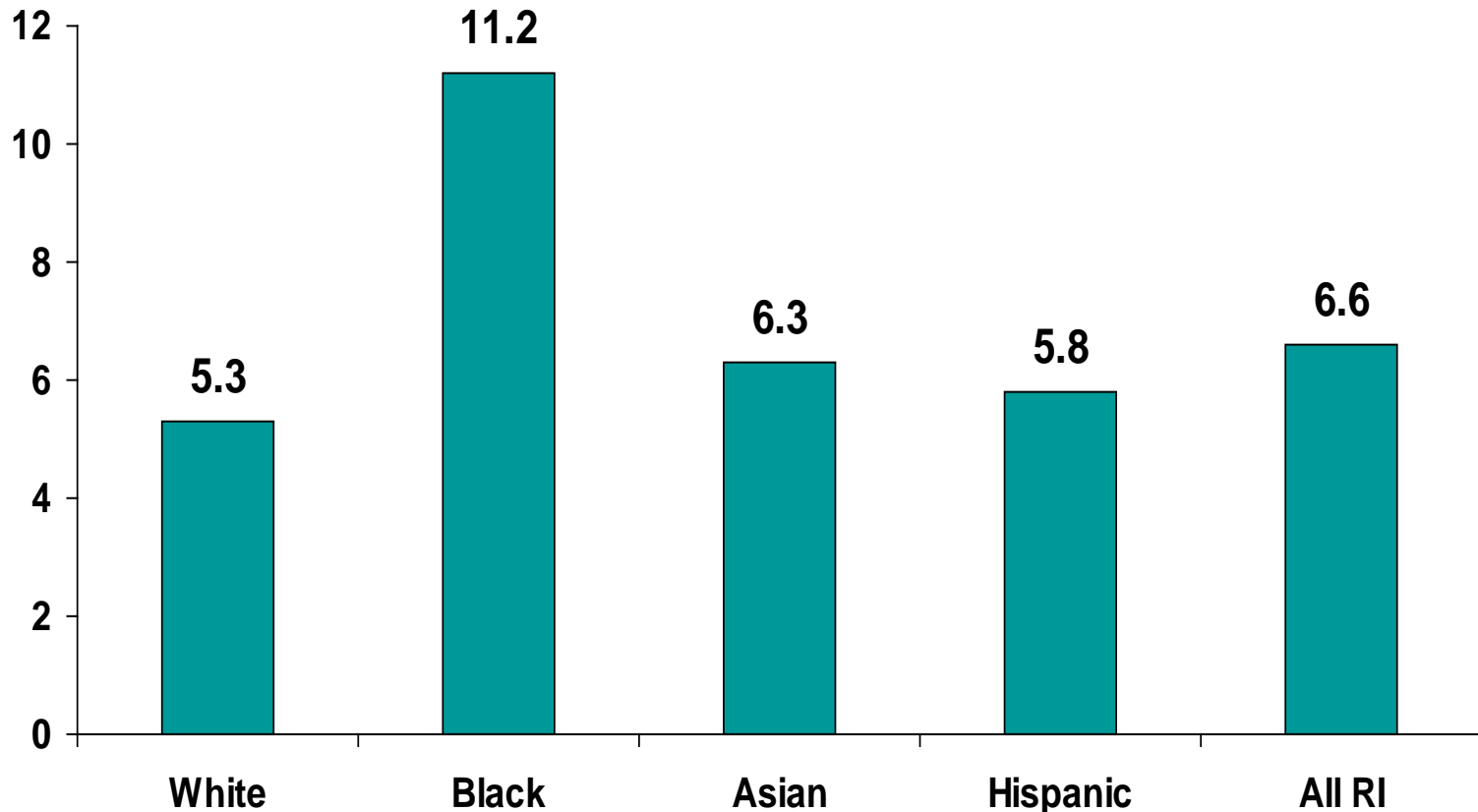
Source: Maternal and Child Health Database, Rhode Island Department of Health

RI challenge: We have racial disparities in infant mortality rates



Infant Mortality Rates by Race/Ethnicity, Rhode Island, 2009-2013*

Rate/1,000



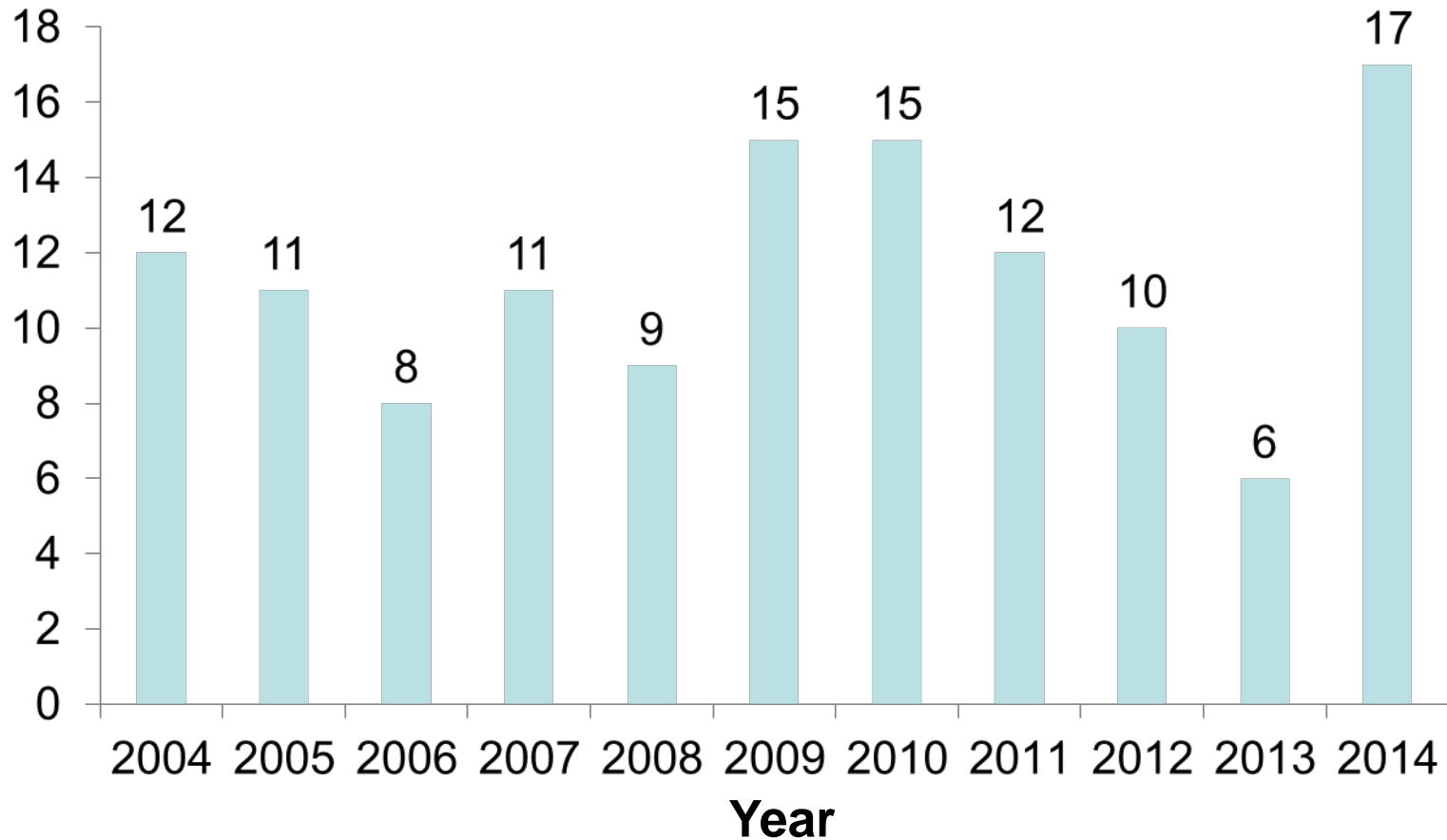
*Notes: Infant Mortality Rate = number of infants who died before their first birthday per 1,000 live births; rates include provisional 2013 data

Source: Rhode Island Vital Records, Rhode Island Department of Health

RI challenge: Youth suicide rate is up

Suicide Among Youth Aged <25, Rhode Island, 2004-2014

Number



*Note: 2013 and 2014 data are provisional

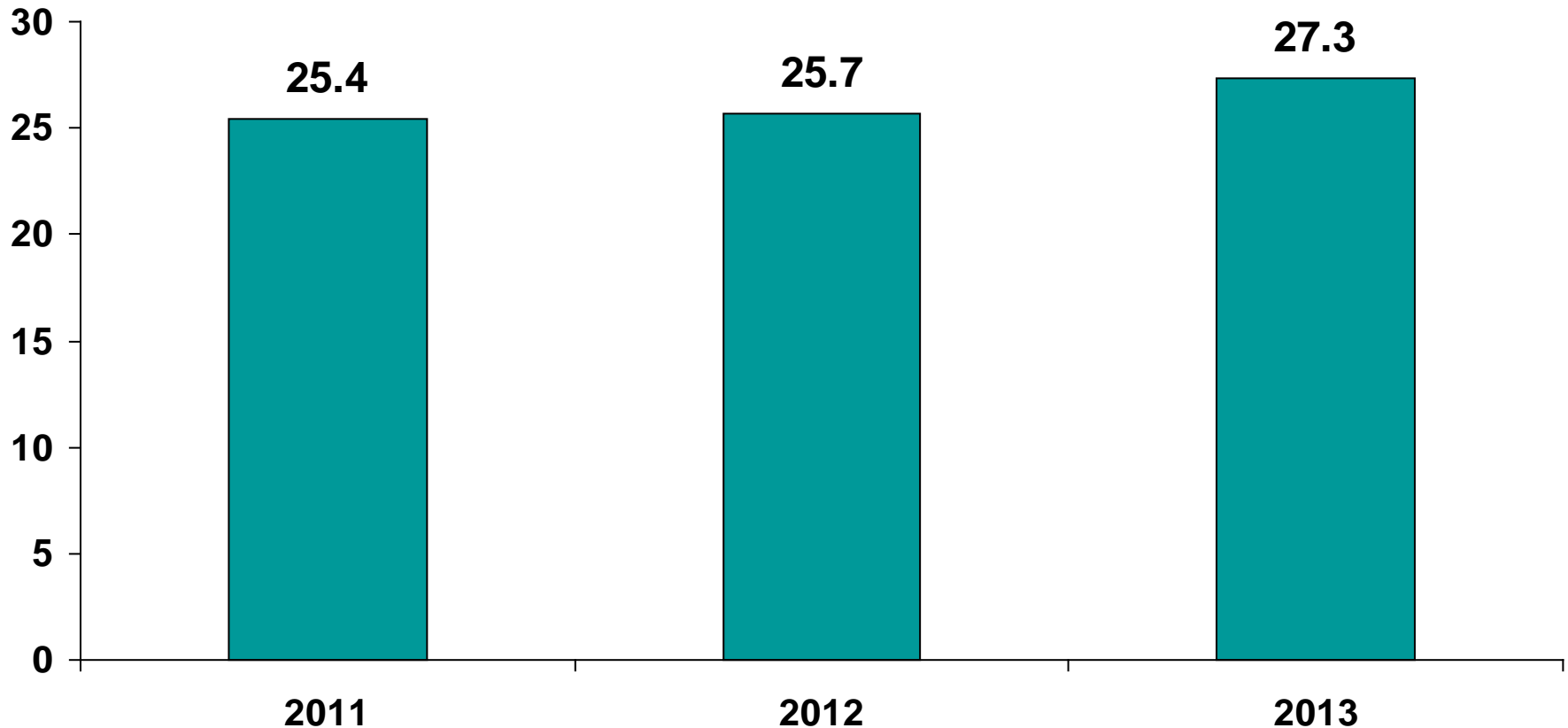
Source: Rhode Island Violent Death Reporting System, Rhode Island Department of Health

RI challenge: Our rate of obesity is not improving



Adult Obesity Rates, Rhode Island, 2011-2013

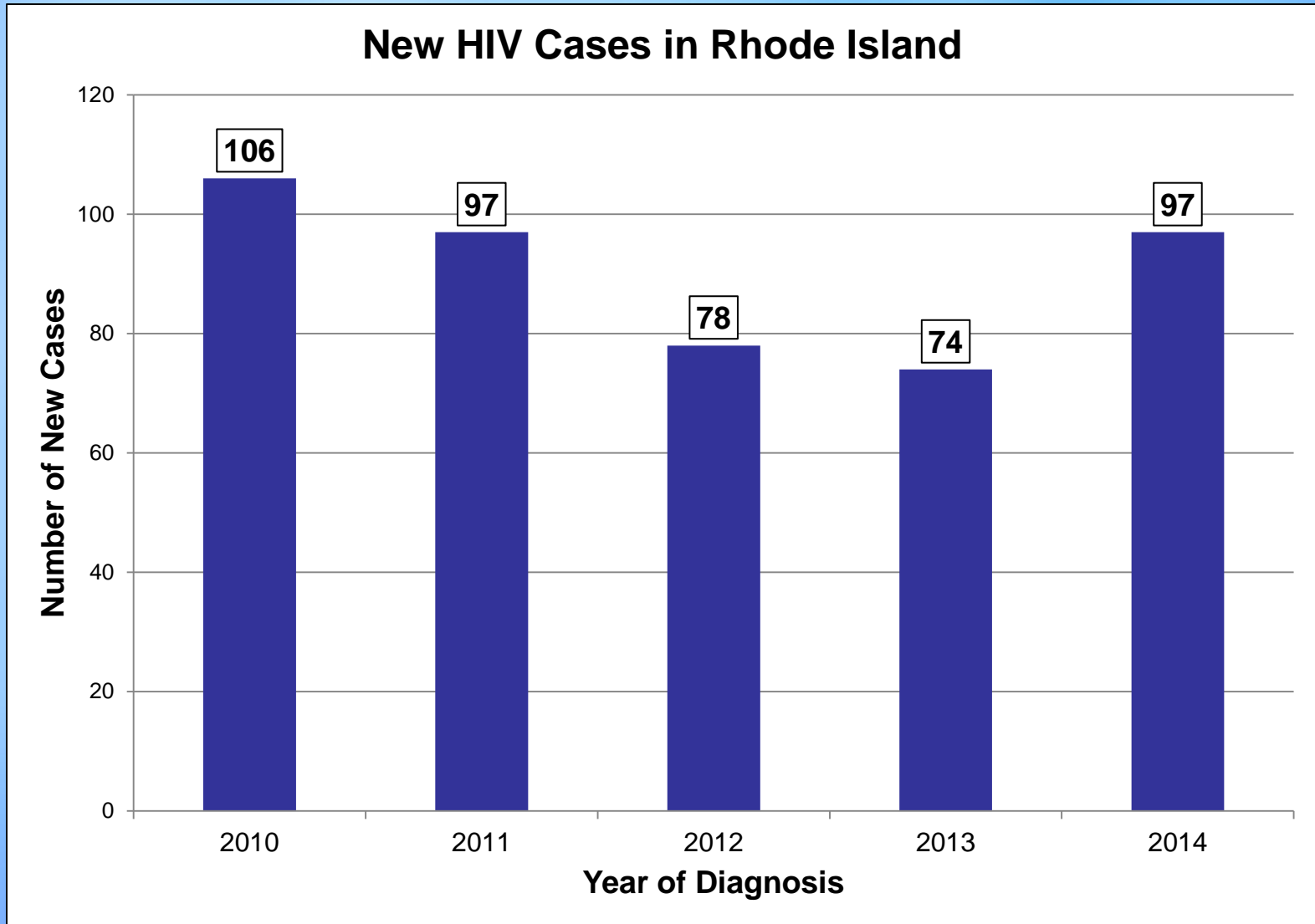
Percent



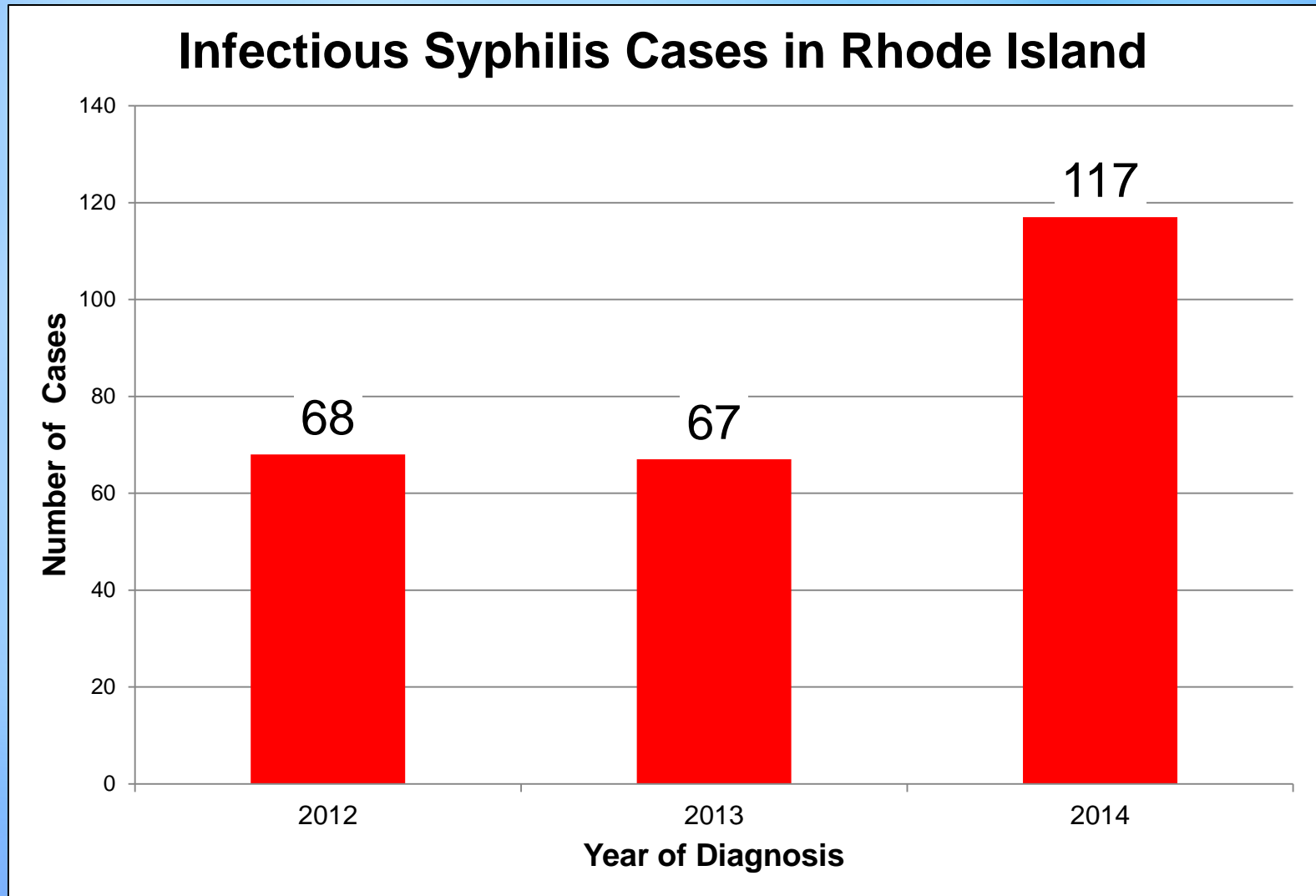
*Notes: Obesity = Body Mass Index (BMI) of 30 or higher

Source: America's Health Rankings 2014 Annual Report; based on 2013 BRFSS data

RI challenge: HIV transmission was down but is back up



RI challenge: The incidence of Syphilis is increasing



RI challenge: We have too many deaths and hospitalizations due to flu



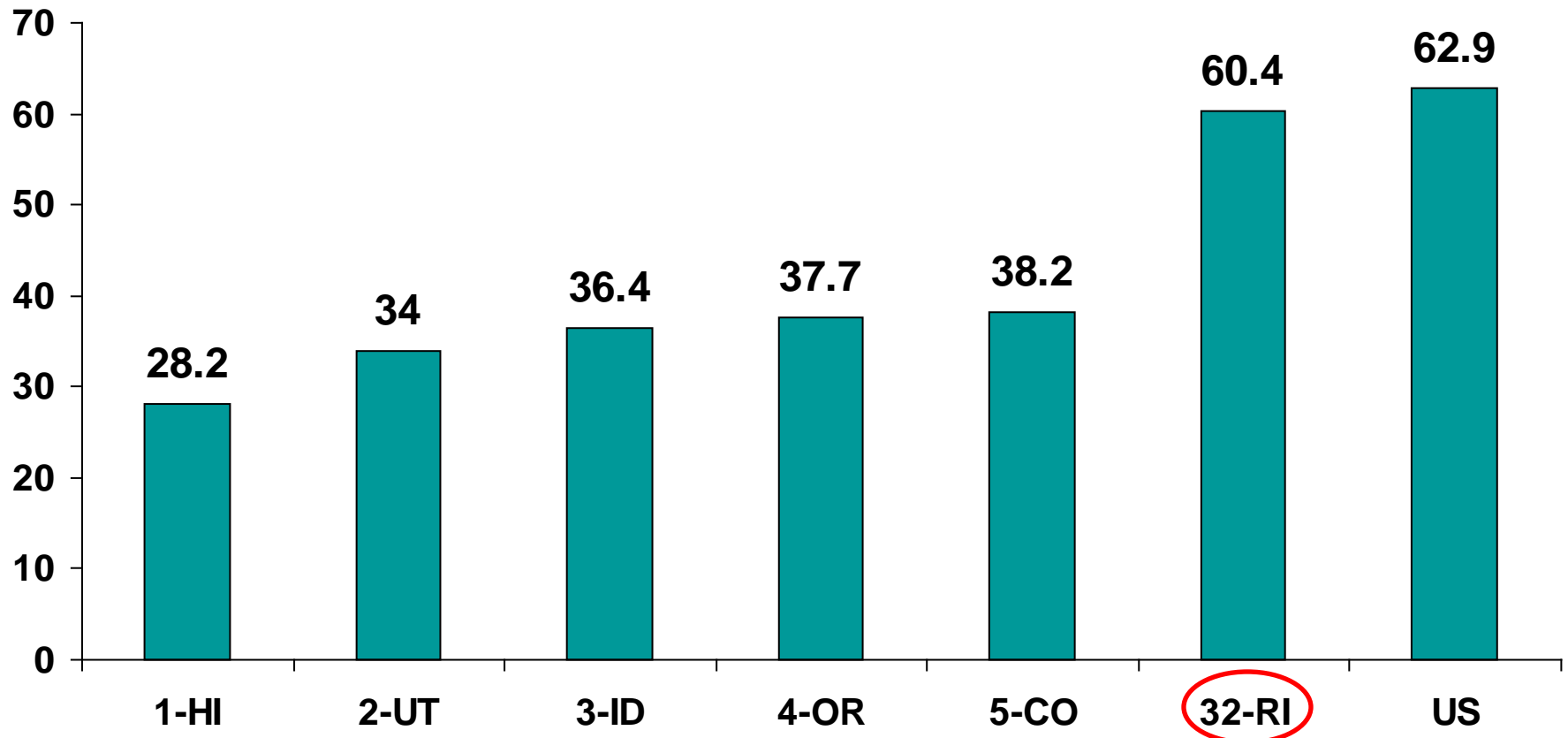
- 30-50 unnecessary deaths from influenza each year
- 600-1000 hospitalizations from flu each year

RI challenge: We rank number 32 for preventable hospitalizations



Preventable Hospitalizations Rates and Rankings, US and Select States, 2013

Percent



*Notes: Discharge rates of Medicare beneficiaries for ambulatory care sensitive conditions (amenable to non-hospital based care)

Source: America's Health Rankings 2014 Annual Report; based on 2012 Dartmouth Atlas data



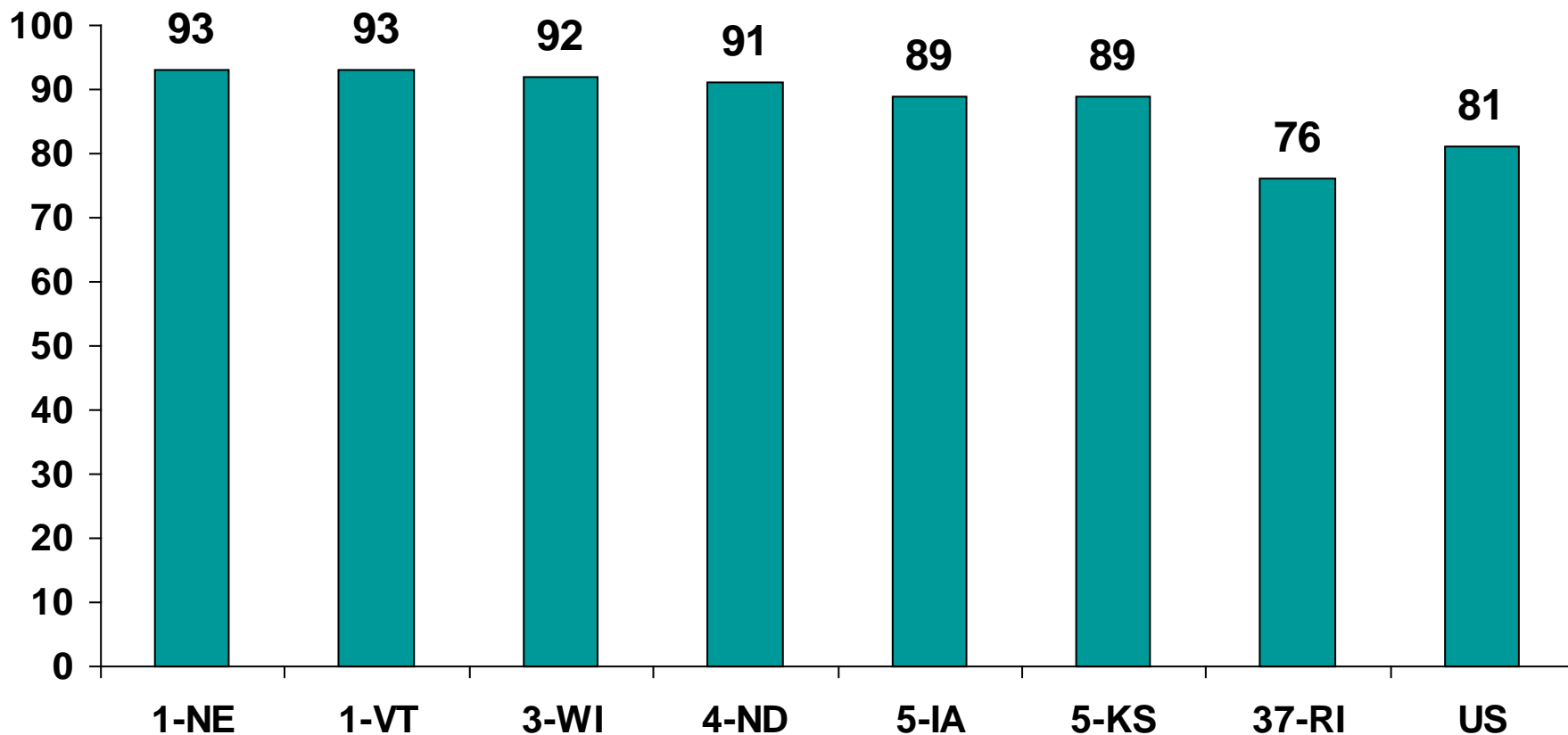
Other Rhode Island Challenges

Our high school graduation rate lags behind other states



High School Graduation Rates and Rankings, US and Selected States, 2012

Percent



*Notes: Percentage of incoming 9th graders who graduate in 4 years

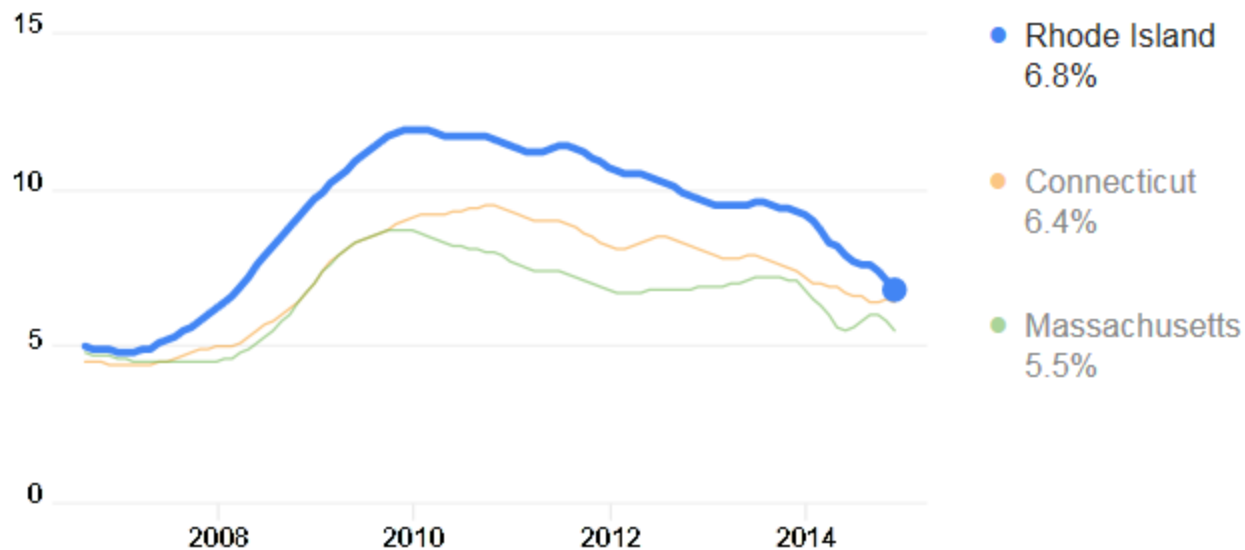
Source: America's Health Rankings 2014 Annual Report; based on National Center for Education Statistics, 2011-2012 academic year

Our unemployment rate lags behind other states



6.8% (Dec 2014)

Rhode Island, Unemployment rate



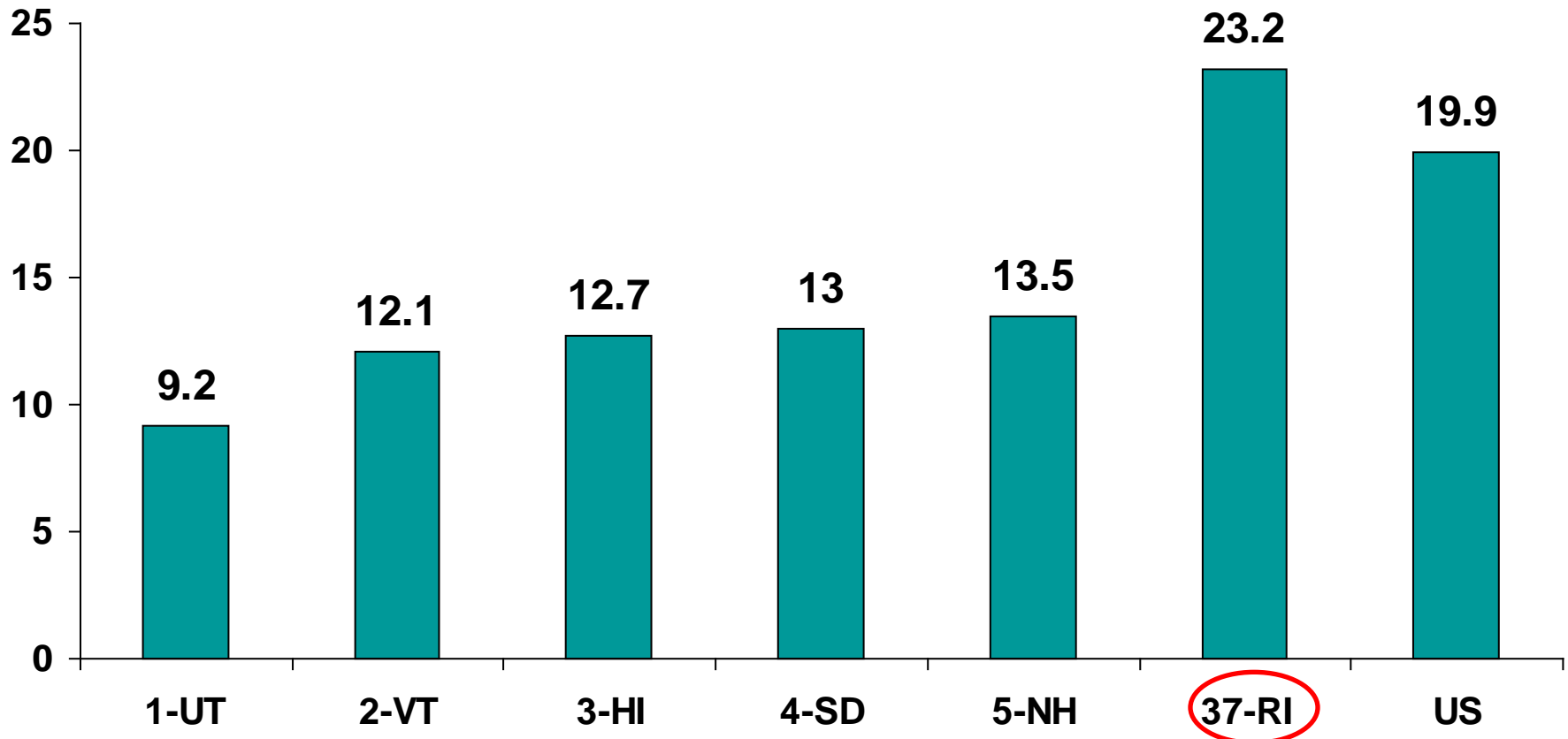
Sources include: U.S. Bureau of Labor Statistics

We rank number 37 for the percentage of children living in poverty



Children in Poverty Rates and Rankings, US and Selected States, 2013

Percent



*Notes: Percentage of persons aged less than 18 who live in households at or below the poverty threshold
Source: America's Health Rankings 2014 Annual Report; based Current Population Survey, 2013



Winnable Battles

Evidence-based approaches to reduce cancer



- Reduce tobacco use by increasing the tax on tobacco
- Improve colonoscopy screening
- Increase uptake of HPV vaccine
- Continue to improve cervical and breast cancer screening



RHODE ISLAND CANCER PREVENTION AND CONTROL

2013–2018 STRATEGIC PLAN



The Partnership
to Reduce Cancer
in Rhode Island

Evidence-based approaches to improve birth outcomes



- Ensure pre and post-natal family visiting services for all Rhode Islanders
- Eliminate smoking among pregnant women
- Eliminate alcohol use among pregnant women
- Manage chronic disease among pregnant women
- Provide universal pre-conception counseling



Evidence-based approaches to eliminate tobacco use



- Continue working with public housing authorities to ban indoor smoking
- Continue working with colleges and universities to ban smoking from all campuses
- Reduce access by encouraging retailers to follow CVS Caremark's lead



Opportunities to reduce drug and alcohol use and eliminate overdose deaths



- **Adopt a “broken-windows” approach to substance use and abuse**
- Improve use of the Prescription Monitoring Program
- Provide treatment on demand for addiction
- Continue to increase the availability of Narcan
- Increase availability of recovery centers
- Create multi-disciplinary chronic pain centers
- Prevent substance use among youth
- Collaborate with law enforcement to reduce supply of illegal drugs
- Ensure safe disposal of medications

**ADDICTION IS A DISEASE.
RECOVERY IS POSSIBLE.**

Call 2-1-1

**“There is hope.
I’m living
proof.”**

Tarah, Pawtucket



Hear Tarah's story at recover-ri.gov



Anchor
Recovery Community Center
partnership supports recovery

Opportunities to decrease obesity



- Decrease adult obesity to 25.4% and adolescent obesity to 9.7% by 2020
- Jump start worksite wellness for state agencies and all RI employers
- Promote physical education from pre-school to high school
- Bring *Let's Move* program to every RI community
- Involve the physician community in promoting physical activity
- Ensure that all Rhode Island communities are safe for active transportation (e.g. walking, biking)



Opportunities to eliminate HIV transmission



- Screen every Rhode Islander ages 13-64 for HIV
- Identify all positives and link them to treatment
- Reduce the number of new cases by 25 per year
- Eliminate HIV in RI by 2018



Opportunities to control Hepatitis C



- Screen high-risk populations for Hep-C
- Educate high-risk populations about prevention
- Refer high-risk populations to harm reduction services:
 - Needle exchange for I.V. drug users
 - Substance abuse counseling
 - Primary care
 - Mental health services
- Treat diagnosed cases



Opportunities to promote worksite wellness across state government



- Promote Healthy Eating at Events Policy
- Increase availability of healthier, local foods
- Promote walking meetings and activity breaks
- Develop fitness classes and other worksite activities

health
@
WORK



Opportunities to immunize 500,000 Rhode Islanders against flu





Rhode Island's Health Grade

What our grade reflects



- Rhode Island's state ranking
- Maintenance of best vaccination rates in the nation
- Strong primary care supply
- Decrease in teen pregnancy
- Plateaued smoking rate
- Plateaued number of drug overdose deaths: still way too many
- Increase in HIV and STDs
- Increase in youth suicide

Rhode Island's current grade: **B**



**We are good but we can,
and must, be better.**



How Can We Get to Number One?

Create a Culture of Health in Rhode Island



- Take a “broken-windows” approach to substance use and abuse
- Reduce the cost of health insurance
- Create middle class jobs

Addiction is a disease.
Recovery is possible.
Treatment is available.
Call 2-1-1 for help.



Create a Culture of Health in Rhode Island



- Align health services and facilities so they focus on public health outcomes
- Align work of government and private industry so we can focus together on population health outcomes

Create a Culture of Health in Rhode Island



- Leadership
- The economy



Acknowledgements



Many thanks to the staff who contributed to this presentation:

- Andrea Bagnall Degos**, Center for Public Health Communication
- John Fulton**, Division of Infectious Disease and Epidemiology
- David Heckman**, Legislative Liaison
- Samara Viner-Brown**, Center for Health Data and Analysis